







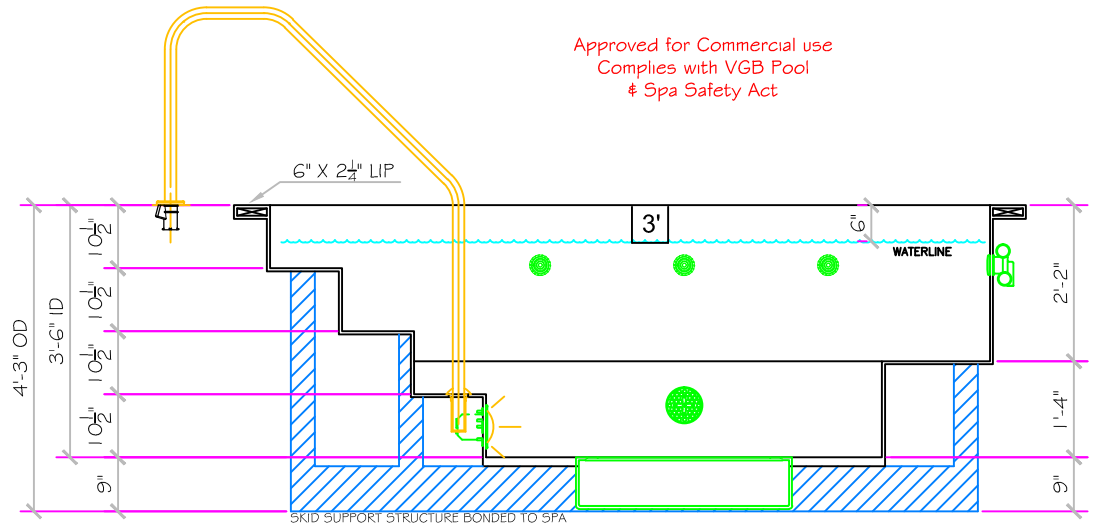
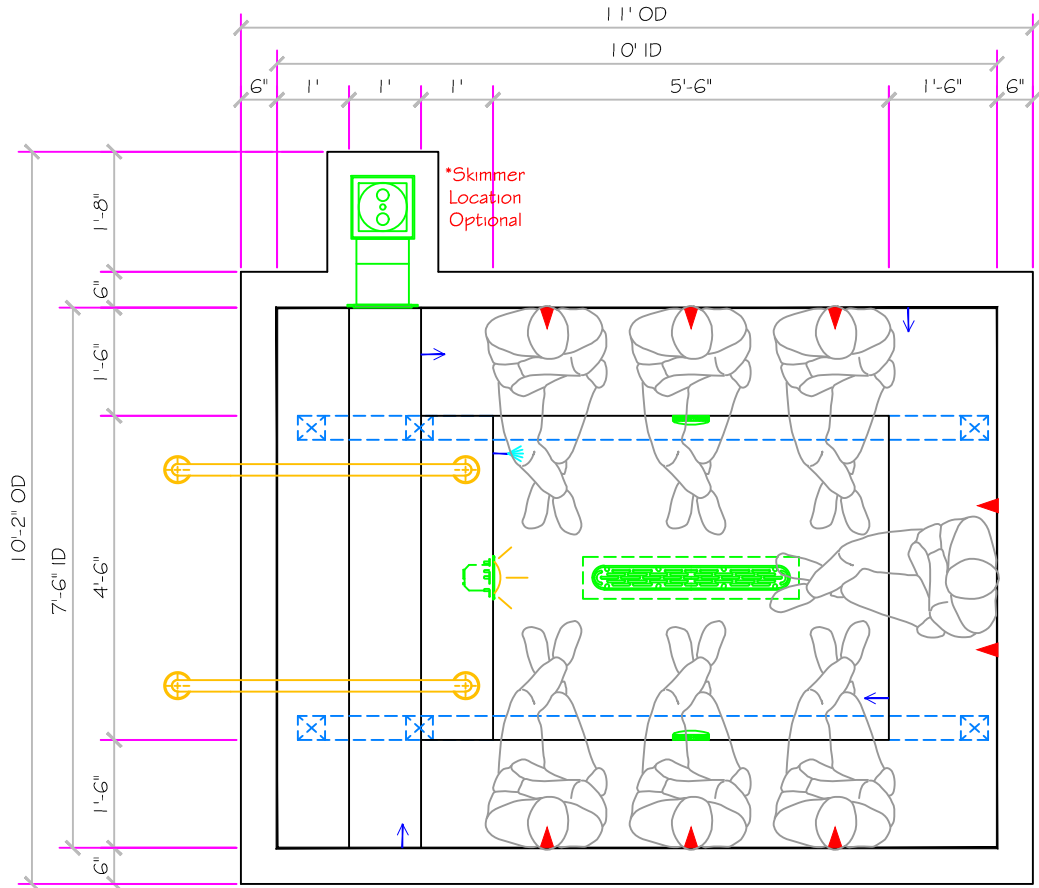


10' LEGACY

ALL TILED SPA - Fits 7 Adults

SPECIFICATIONS	
SHELL WEIGHT:	2600 LBS.
WATER WEIGHT:	8868 LBS.
TOTAL SHELL & WATER WEIGHT:	11467.7 LBS.
WATER VOLUME:	180 Cu.Ft.
MAX WATER GAL.:	1346 GAL.
SURFACE AREA:	75.0 SQ. FT.
IAPMO#:	1138
FDA#:	2030305

SKID SUPPORT STRUCTURE* BONDED TO SPA	
 *SKIDS SUPPLIED BY NESPA	
LIGHT NICHE	
 SPA BRIGHT, 120 V, 100 WATT, 50' CORD, U.L. APPROVED	
MAIN DRAIN	
 AquaStar 32CDFLFR, 32" Channel Drain, Approved Max Flow Rate: Floor = 236 GPM @ 3.4 fps Wall = 136 GPM @ 1.9 fps V.G.B Approved Safety Drain	
SIDEWALL SUCTION	
 6" Round Hoskoy Pack Aquapro 6PH/Axxx Sumpless Suction Outlet Floor/Wall 224 GPM @ 6.3fps Complies w/ ANSI Code ASME A112.19.8-2007 & VGB 2008	
SKIMMER	
 HAYWARD SP-1084FVE SURFACE SKIMMER W/ EQUALIZER, NSF APPROVED	
JET	
 HYDRO INLETS 1-1/2" WATER - 1-1/2" AIR HYDROAIR #10-5100 COMPLIES W/ ANSI CODE ASME A112.19.8-07 UL APPROVED	
RETURN	
 INLET FITTINGS 1-1/2" WALL TYPE W/ EYEBALL HYDROAIR #10-3500 COMPLIES W/ ANSI CODE ASME A112.19.8-07 UL APPROVED	
FILL	
 INLET FITTINGS 1-1/2" WALL TYPE W/ EYEBALL HYDROAIR #10-3500 COMPLIES W/ ANSI CODE ASME A112.19.8-07 UL APPROVED	

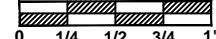


All drawing dimensions supplied by **NESPA ENTERPRISES INC.** are for reference only. All CAD files were created using AutoCAD file (*.dwg.) and were provided as a service to our customers using AutoCAD. Errors sometimes occur during this process and with software incompatibility upon opening a file. **NESPA ENTERPRISES INC.** and/or any authorized distributor of our products will not be held responsible for problems arising from files which have been converted and does not warranty the documents against deficiencies or typographical errors of any kind. We recommend that all measurements are verified with actual physical product before any custom fabrication in the field occurs.

NESPA ENTERPRISES INC.

2800 Richter Ave. Suite C Oroville, CA 95966
 Office: (530) 534-9910 Fax: (530) 534-9915
 E-Mail: jim@tiledspas.com Web Site: www.tiledspas.com

SCALE
 3/8" = 1"



DWG TYPE

SD

DWG NAME COMMERCIAL MODELS 2011

DATE 10/27/2011

SHEET PAGE 1 OF 1