

# 12' LEGACY

## ALL TILED SPA - Fits 9 Adults

SPECIFICATIONS	
SHELL WEIGHT	2850 LBS.
WATER WEIGHT	10937 LBS.
TOTAL SHELL & WATER WEIGHT	13786.8 LBS.
WATER VOLUME	222 Cu.Ft.
MAX WATER GAL.	1661 GAL.
SURFACE AREA	90.0 SQ. FT.
IAPMO#	1138
FDA#	2030305

**SKID SUPPORT STRUCTURE\* BONDED TO SPA**

\*SKIDS SUPPLIED BY NESPA

**LIGHT NICHE**  
SPA BRIGHT, 120 V, 100 WATT, 50" CORD, U.L. APPROVED

**MAIN DRAIN**  
AquaStar 32CDFLFR, 32" Channel Drain, Approved Max Flow Rate: Floor = 236 GPM @ 3.4 f/s Wall = 156 GPM @ 1.9 f/s V.G.B Approved Safety Drain

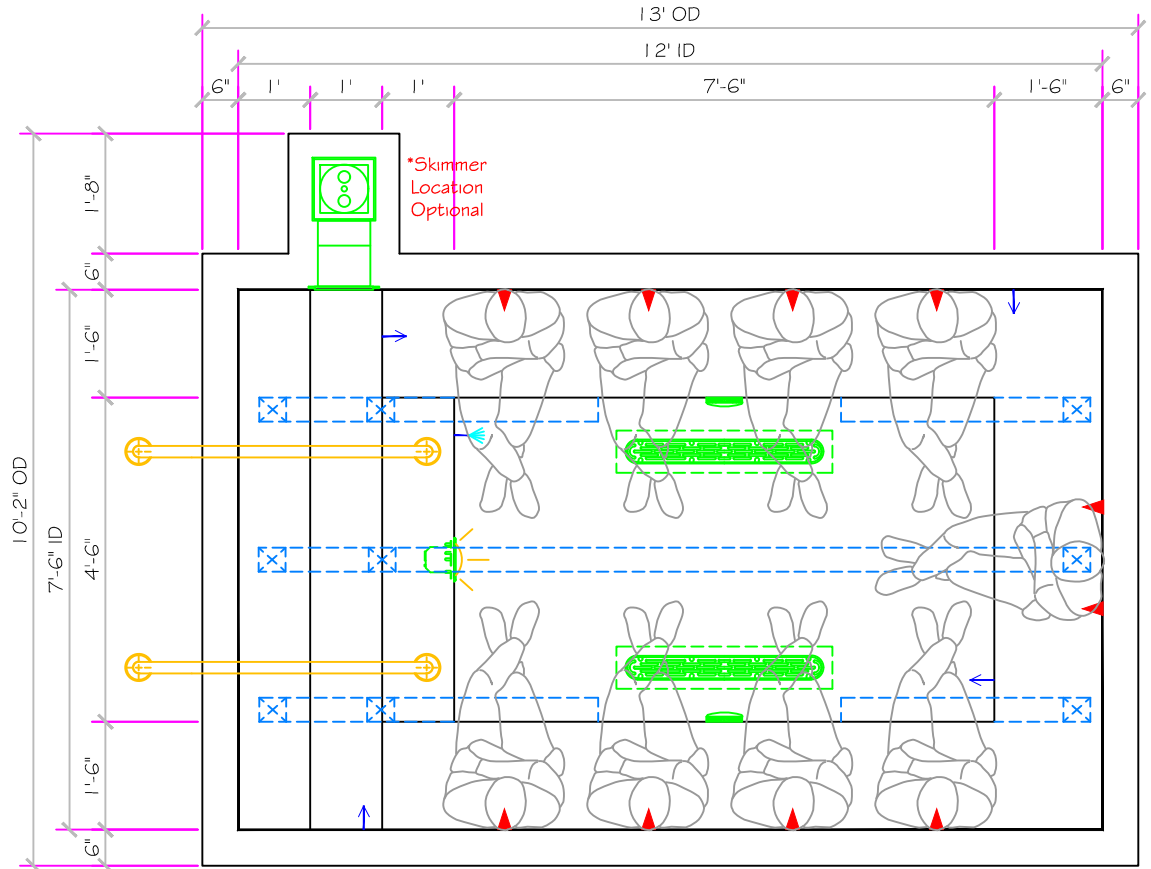
**SIDEWALL SUCTION**  
6" Round Haulover Puck Aquapro 87FHxxxx Sumpless Suction Outlet Floor/Wall 224 GPM @ 6.3 f/s Complies w ANSI Code ASME A112.19.8-2007 & VGB 2008

**SKIMMER**  
HAYWARD SP-1084FVE SURFACE SKIMMER W/ EQUALIZER, NSF APPROVED

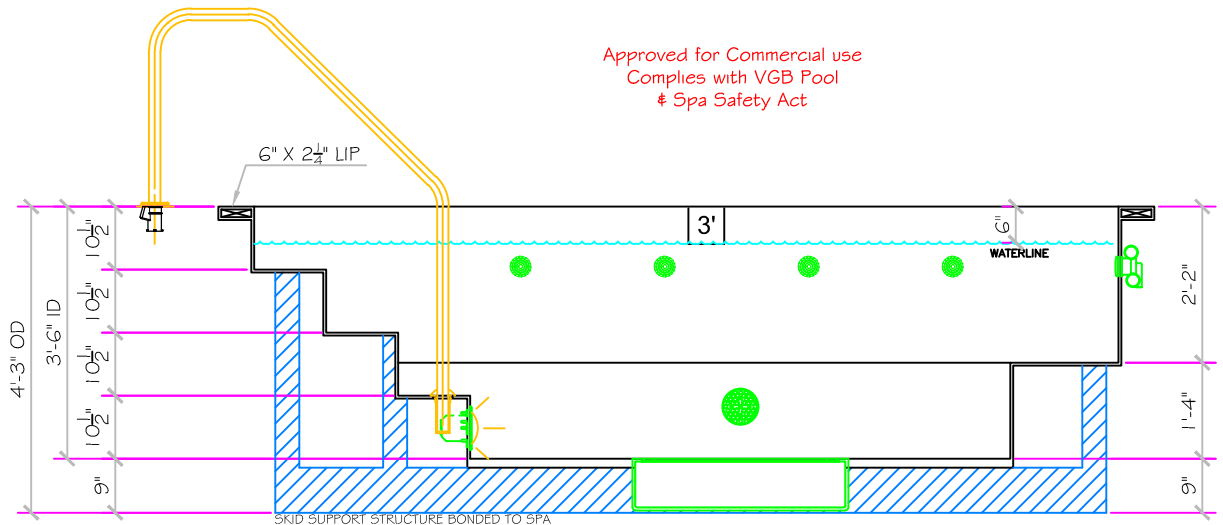
**JET**  
HYDRO INLETS 1-1/2" WATER - 1-1/2" AIR HYDROAIR #10-5100 COMPLIES W/ ANSI CODE ASME A112.19.8-07 U.L. APPROVED

**RETURN**  
INLET FITTINGS 1-1/2" WALL TYPE W/ EYEBALL HYDROAIR #10-3500 COMPLIES W/ ANSI CODE ASME A112.19.8-07 U.L. APPROVED

**FILL**  
INLET FITTINGS 1-1/2" WALL TYPE W/ EYEBALL HYDROAIR #10-3500 COMPLIES W/ ANSI CODE ASME A112.19.8-07 U.L. APPROVED



Approved for Commercial use  
Complies with VGB Pool  
& Spa Safety Act

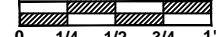


All drawing dimensions supplied by **NESPA ENTERPRISES INC.** are for reference only. All CAD files were created using AutoCAD file (\*.dwg.) and were provided as a service to our customers using AutoCAD. Errors sometimes occur during this process and with software incompatibility upon opening a file. **NESPA ENTERPRISES INC.** and/or any authorized distributor of our products will not be held responsible for problems arising from files which have been converted and does not warranty the documents against deficiencies or typographical errors of any kind. We recommend that all measurements are verified with actual physical product before any custom fabrication in the field occurs.

**NESPA ENTERPRISES INC.**

2800 Richter Ave. Suite C Oroville, CA 95966  
Office: (530) 534-9910 Fax: (530) 534-9915  
E-Mail: [jim@tiledspas.com](mailto:jim@tiledspas.com) Web Site: [www.tiledspas.com](http://www.tiledspas.com)

SCALE  
3/8" = 1"



DWG TYPE

SD

DWG NAME COMMERCIAL MODELS 2011

DATE 10/27/2011

SHEET PAGE 1 OF 1