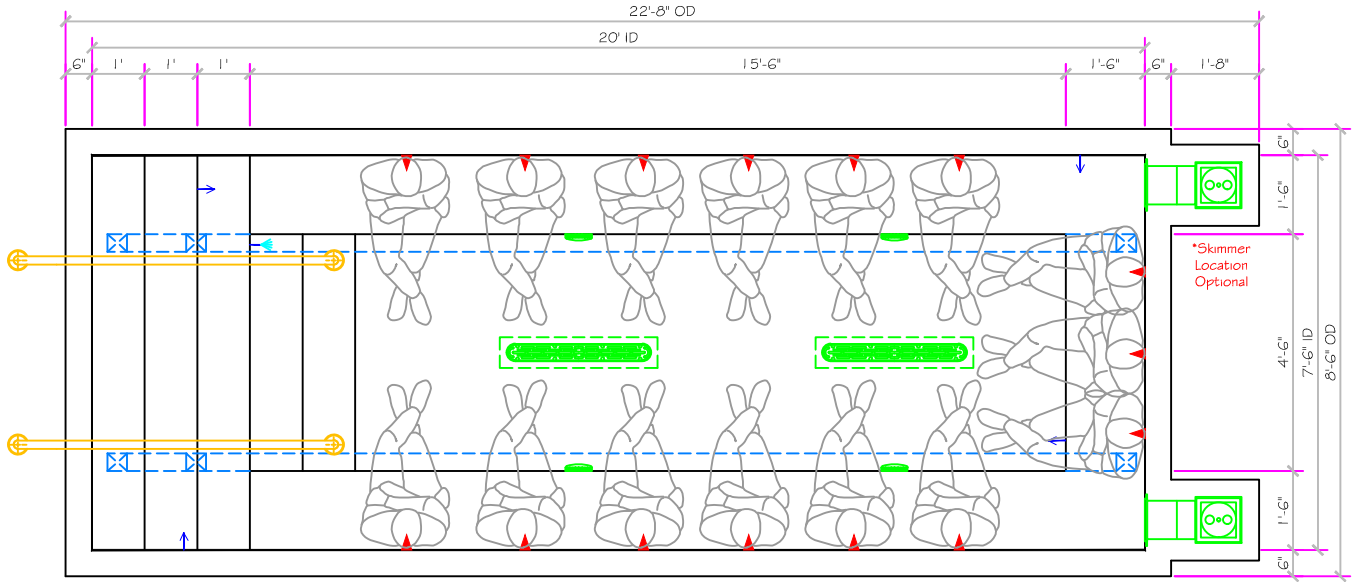


20' LEGACY

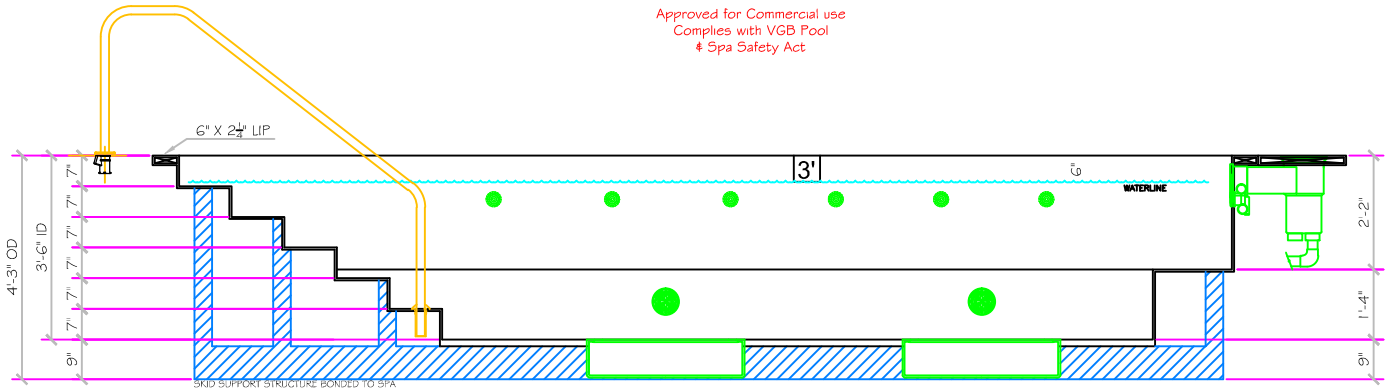
ALL TILED SPA - Fits 15 Adults

SPECIFICATIONS	
SHELL WEIGHT	3850 LBS.
WATER WEIGHT	19357 LBS.
TOTAL SHELL & WATER WEIGHT	23206.8 LBS.
WATER VOLUME	388 Cu.Ft.
MAX WATER GAL.	2902 GAL.
SURFACE AREA	150.0 SQ. FT.
IAPMO#	1138
FDA#	2030305

SKID SUPPORT STRUCTURE BONDED TO SPA	
LIGHT NICHE	SPA BRIGHT, 120 V, 100 WATT, SP. CORD, UL APPROVED
MAIN DRAIN	Aquas Star 20CFR, 32" Channel Drain. Approved Max Flow Rate: Floor = 2.28 GPM @ 3.4 fpm. Wall = 1.56 GPM @ 1.9 fpm. V.G.B. Approved. Safety Drain.
SIDEWALL SUCTION	1/2" Round Heavy Duty Aquaprop 60914442 Composite Suction Outlet Floor/Wall 224 GPM @ 5.3fpm Complies w ANSI Code ASME A112.18.8-07
SKIMMER	HAYWARD SP-108SFVZ SURFACE SKIMMER W/ EQUALIZER NSF APPROVED
JET	HYDRO JETS 1/2" WATER + 1/2" AIR HYDROJET 450-500 COMPLIES W/ ANSI CODE ASME A112.18.8-07 UL APPROVED
RETURN	1/2" WALL TYPE W/ EYEBALL HYDROJET 450-500 COMPLIES W/ ANSI CODE ASME A112.18.8-07 UL APPROVED
FILL	1/2" WALL TYPE W/ EYEBALL HYDROJET 450-500 COMPLIES W/ ANSI CODE ASME A112.18.8-07 UL APPROVED



Approved for Commercial use
Complies with VGB Pool
Spa Safety Act

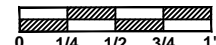


All drawing dimensions supplied by **NESPA ENTERPRISES INC.** are for reference only. All CAD files were created using AutoCAD file (*.dwg.) and were provided as a service to our customers using AutoCAD. Errors sometimes occur during this process and with software incompatibility upon opening a file. **NESPA ENTERPRISES INC.** and/or any authorized distributor of our products will not be held responsible for problems arising from files which have been converted and does not warranty the documents against deficiencies or typographical errors of any kind. We recommend that all measurements are verified with actual physical product before any custom fabrication in the field occurs.

NESPA ENTERPRISES INC.

2800 Richter Ave. Suite C Oroville, CA 95966
Office: (530) 534-9910 Fax: (530) 534-9915
E-Mail: jim@tiledspas.com Web Site: www.tiledspas.com

SCALE
1/4" = 1'



DWG TYPE

SD

DWG NAME

COMMERCIAL MODELS 2011

DATE

10/27/2011

SHEET

PAGE 1 OF 1