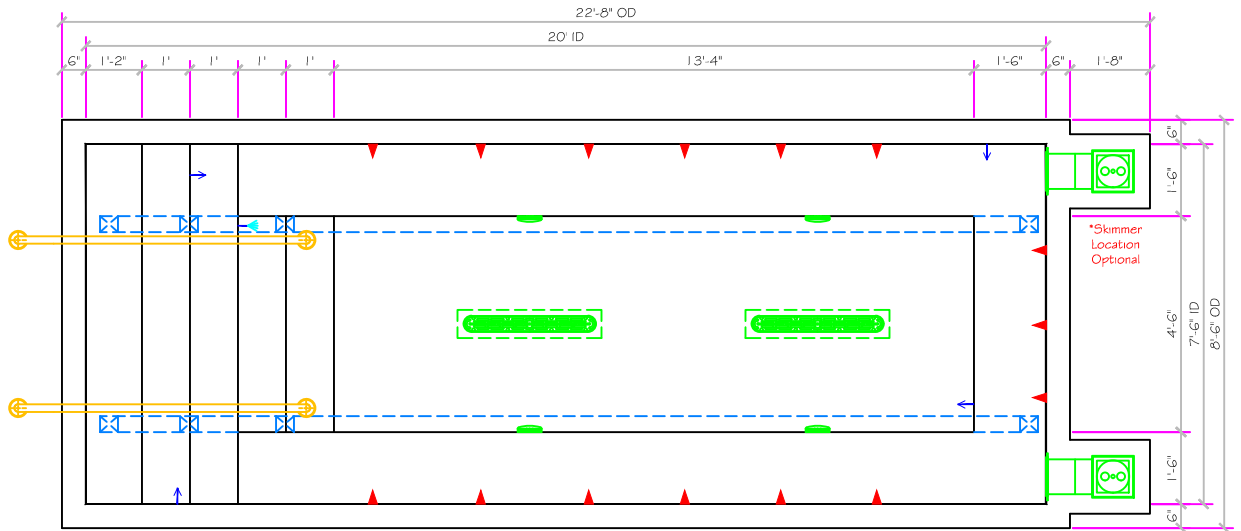


20' LEGACY

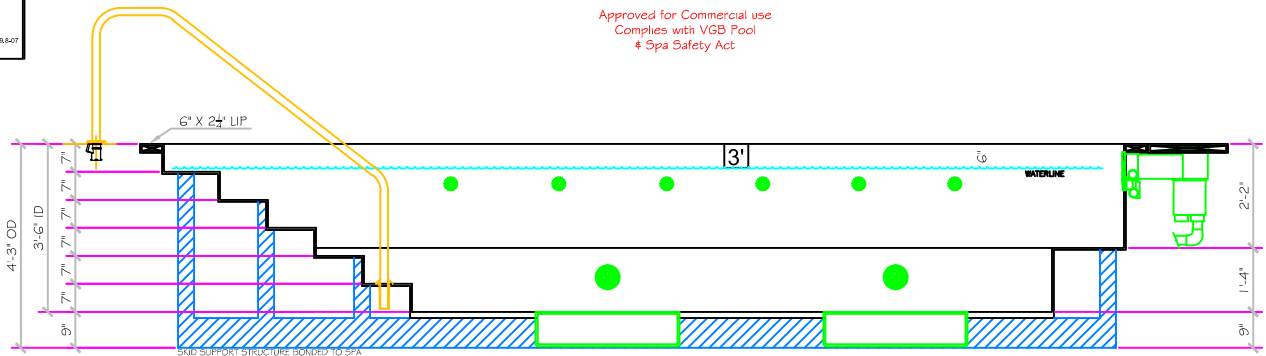
ALL TILED SPA - Fits 15 Adults

SPECIFICATIONS	
SHELL WEIGHT	3850 LBS.
WATER WEIGHT	19367 LBS.
TOTAL SHELL WEIGHT	23206.8 LBS.
WATER WEIGHT	23206.8 LBS.
WATER VOLUME	388 Cu.Ft.
MAX WATER GAL.	2902 GAL.
SURFACE AREA	150.0 SQ. FT.
IAPMO®	1138
FDA®	2030305

SKID SUPPORT STRUCTURE* BONDED TO SPA	
<input checked="" type="checkbox"/>	SKID SUPPORT BY NESPA
LIGHT NICHE	
<input checked="" type="checkbox"/>	SPA BRIGHT, 120 V, 100 WATT, 50° COORD. UL APPROVED
MAIN DRAIN	
<input checked="" type="checkbox"/>	AguaStar 3/4" CPVC, 3" Channel Drain, Approved Max Flow Rate 180 GPM @ 0.4 ft. Wd. * 180 GPM @ 1.0 ft. V.S. Approved Safety Drain
SIDEWALL SUCTION	
<input checked="" type="checkbox"/>	8" Round Under Deck, Approved 8" CPVC, 3" Channel Drain, Approved Max Flow Rate 180 GPM @ 0.4 ft. Wd. * 180 GPM @ 1.0 ft. V.S. Approved Safety Drain
SKIMMER	
<input checked="" type="checkbox"/>	PAYWARD SP-103APVE SURFACE SKIMMER W/ EQUALIZER, NSF APPROVED
JET	
<input checked="" type="checkbox"/>	1/2" WATER, 1/2" AIR, COMPLIES W/ ANSI CODE ASME A112.18.4-07 UL APPROVED
RETURN	
<input checked="" type="checkbox"/>	1/2" WALL TYPE W/ EYE BALL, APPROVED 8" CPVC, COMPLIES W/ ANSI CODE ASME A112.18.4-07 UL APPROVED
FILL	
<input checked="" type="checkbox"/>	1/2" WALL TYPE W/ EYE BALL, APPROVED 8" CPVC, COMPLIES W/ ANSI CODE ASME A112.18.4-07 UL APPROVED



Approved for Commercial use
Complies with VGB Pool
Spa Safety Act



All drawing dimensions supplied by **NESPA ENTERPRISES INC.** are for reference only. All CAD files were created using AutoCAD file (.dwg.) and were provided as a service to our customers using AutoCAD. Errors sometimes occur during this process and with software incompatibility upon opening a file. **NESPA ENTERPRISES INC.** and/or any authorized distributor of our products will not be held responsible for problems arising from files which have been converted and does not warranty the documents against deficiencies or typographical errors of any kind. We recommend that all measurements are verified with actual physical product before any custom fabrication in the field occurs.

NESPA ENTERPRISES INC.

2800 Richter Ave. Suite C Oroville, CA 95966

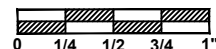
Office: (530) 534-9910

Fax: (530) 534-9915

E-Mail: jim@tiledspas.com Web Site: www.tiledspas.com

SCALE

1/4" = 1'



DWG TYPE

SD

DWG NAME

COMMERCIAL MODELS 2012

DATE

10/3/2012

SHEET

PAGE 1 OF 1