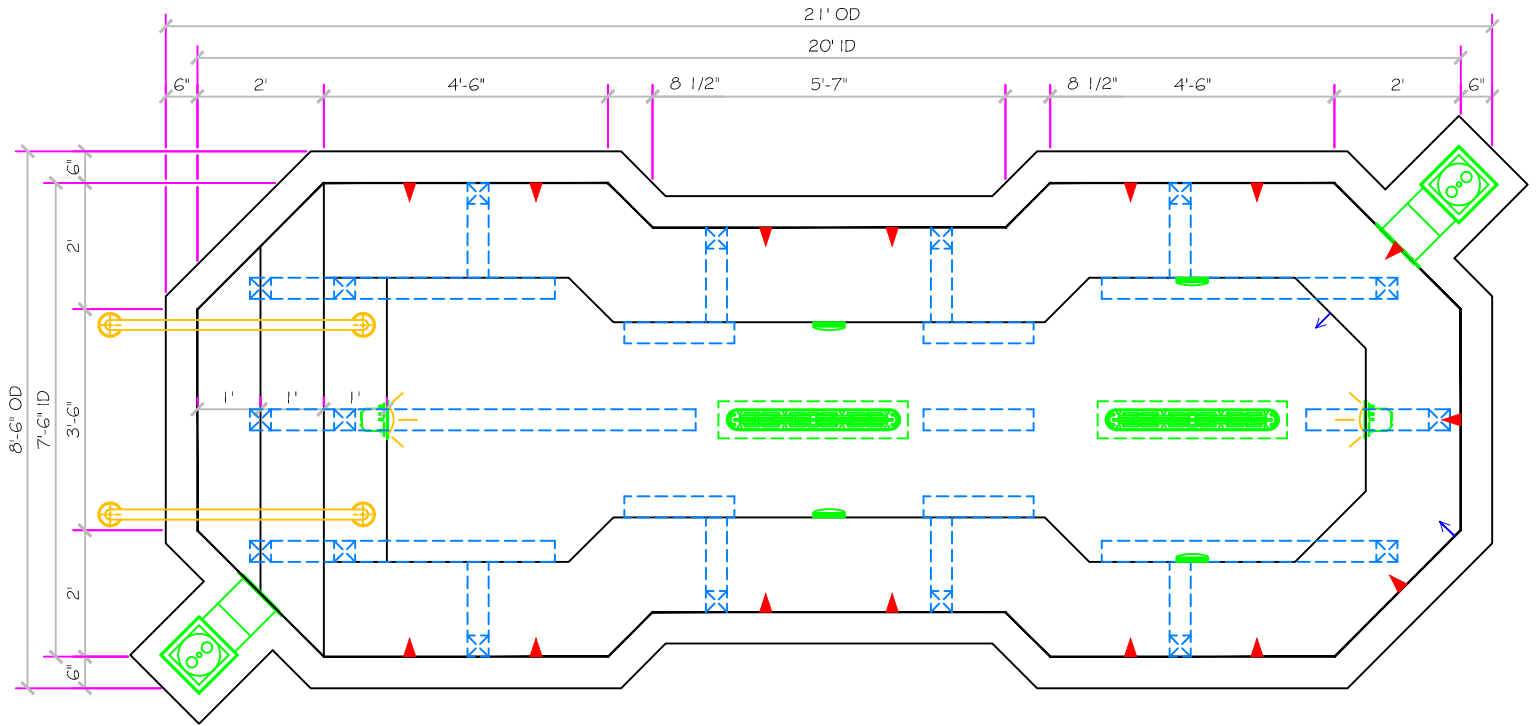
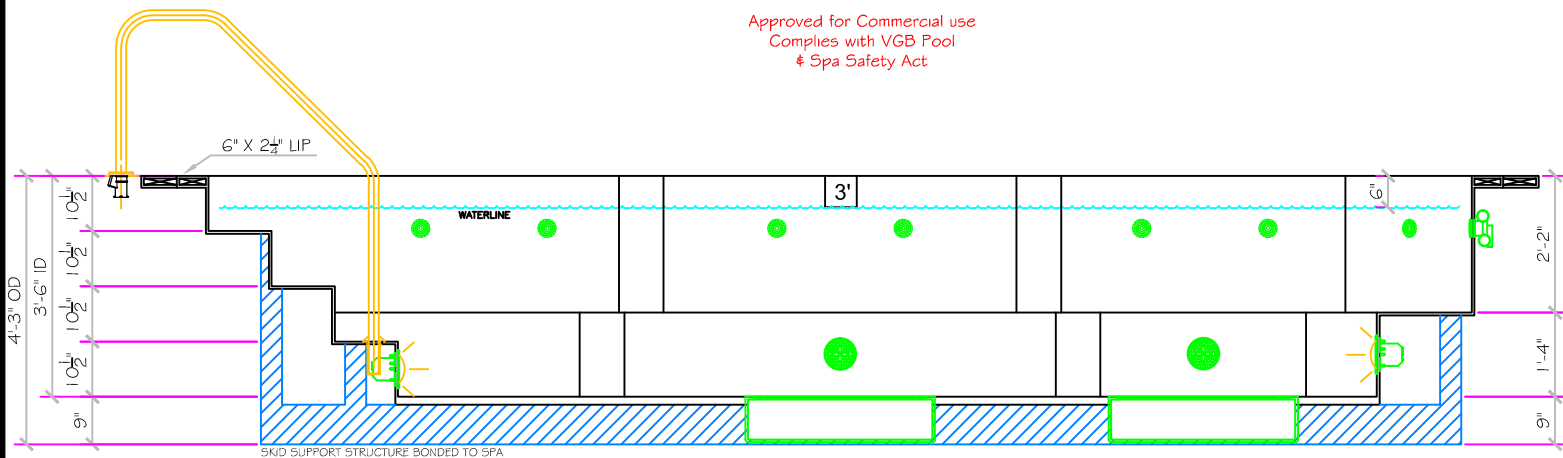


# 20' RENAISSANCE (SWIM SPA) ALL TILED SPA - Fits 13 Adults



Approved for Commercial use  
Complies with VGB Pool  
# Spa Safety Act



SPECIFICATIONS	
SHELL WEIGHT	3600 LBS.
WATER WEIGHT	17910 LBS.
TOTAL SHELL & WATER WEIGHT	21510 LBS.
WATER VOLUME	359 Cu.Ft.
MAX WATER GAL.	2685 GAL.
SURFACE AREA	133.1 SQ. FT.
IAPMO#	1138
FDA#	2030305

**SKID SUPPORT STRUCTURE BONDED TO SPA**

SANDS SUPPLIED BY NESPA

**LIGHT NICHE**

3" BRASS/ST. 120 V. 100 WATT, 50' COORD. UL APPROVED

**MAIN DRAIN**

AquaStar 352DFLFR, 32" Chrome Drain. Approved Max Flow Rate: Floor = 282 GPM @ 2 1/2' sp. Wall = 185 GPM @ 12' sp. VGB Approved Safety Drain

**SIDEWALL SUCTION**

2" Round Stainless Steel 2000psi 600PSI Max. Swimming Suction Outlet Floor/Wall 224 GPM @ 6.3' sp. Complies w ANSI Code ASME A112.19.2-2008

**SKIMMER**

HAIRWARD SK703APVE SURFACE SKIMMER W/ EQUALIZER NSF APPROVED

**JET**

HYDROJETTER  
1/2" WATER 1-1/2" AIR  
HYDROJET #10181  
COMPLIES W ANSI CODE ASME A112.19.4-07 UL APPROVED

**RETURN**

INLET FITTINGS  
PVC WALL TYPE W/ EYEBALL  
1100RSK# #10200  
COMPLIES W ANSI CODE ASME A112.19.4-07 UL APPROVED

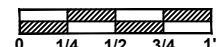
**FILL**

INLET FITTINGS  
PVC WALL TYPE W/ EYEBALL  
1100RSK# #10200  
COMPLIES W ANSI CODE ASME A112.19.4-07 UL APPROVED

## NESPA ENTERPRISES INC.

2800 Richter Ave. Suite C Oroville, CA 95966  
Office: (530) 534-9910 Fax: (530) 534-9915  
E-Mail: [jim@tiledspas.com](mailto:jim@tiledspas.com) Web Site: [www.tiledspas.com](http://www.tiledspas.com)

SCALE  
3/8" = 1"



DWG TYPE  
SD

DWG NAME  
COMMERCIAL MODELS 2011

DATE  
9/6/2011

SHEET  
PAGE 1 OF 1