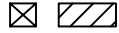


SPECIFICATIONS	
SHELL WEIGHT:	1700 LBS.
WATER WEIGHT:	3005 LBS.
TOTAL SHELL & WATER WEIGHT:	4705.2 LBS.
WATER VOLUME:	61 Cu.Ft.
MAX WATER GAL.:	456 GAL.
SURFACE AREA:	28.3 SQ. FT.
IAPMO#:	1138
FDA#:	2030305

# 6' ROUND

## ALL TILED SPA - Fits 2 Adults

**SKID SUPPORT STRUCTURE\* BONDED TO SPA**



\*SKIDS SUPPLIED BY NESPA

**LIGHT NICHE**



SPA BRIGHT, 120 V, 100 WATT, 50' CORD, U.L. APPROVED

**MAIN DRAIN**



6" Round Hockey Puck  
Aquapro 6PHAXxx  
Sumplless Suction Outlet  
Floor/Wall 224 GPM @ 6.3fps  
Complies w/ ANSI Code  
ASME A112.19.8-2007 & VGB 2008

**SIDEWALL SUCTION**



6" Round Hockey Puck  
Aquapro 6PHAXxx  
Sumplless Suction Outlet  
Floor/Wall 224 GPM @ 6.3fps  
Complies w/ ANSI Code  
ASME A112.19.8-2007 & VGB 2008

**SKIMMER**



HAYWARD SP-1084FVE  
SURFACE SKIMMER  
W/ EQUALIZER,  
NSF APPROVED

**JET**

**HYDRO INLETS**

1-1/2" WATER - 1-1/2" AIR  
HYDROAIR #10-5100  
COMPLIES W/ ANSI CODE ASME A112.19.8-07  
UL APPROVED

**RETURN**

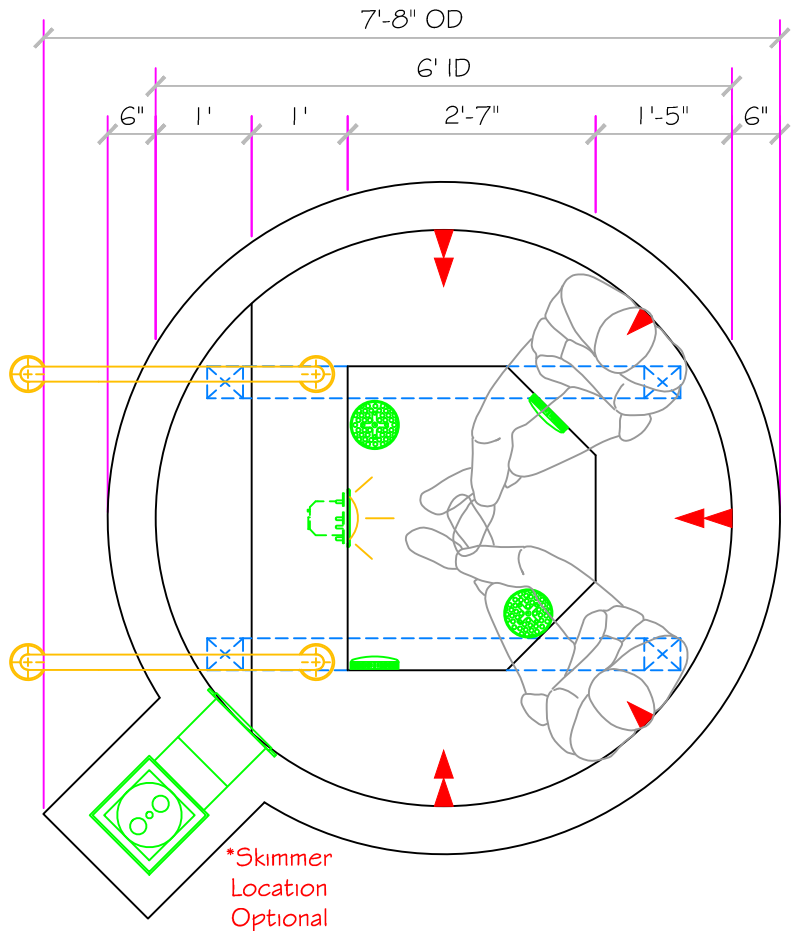
**INLET FITTINGS**

1-1/2" WALL TYPE W/ EYEBALL  
HYDROAIR #10-3500  
COMPLIES W/ ANSI CODE ASME A112.19.8-07  
UL APPROVED

**FILL**

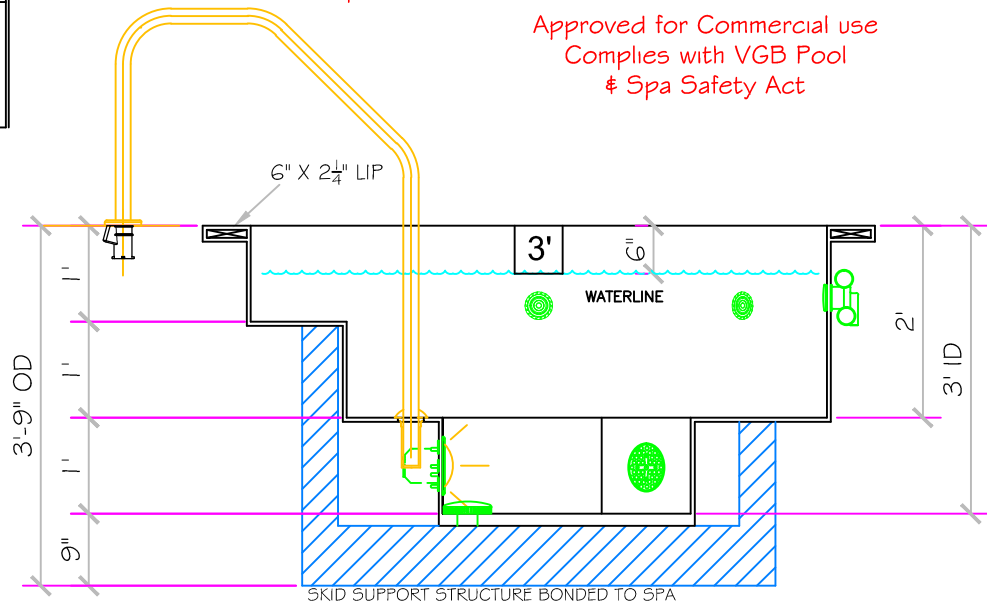
**INLET FITTINGS**

1-1/2" WALL TYPE W/ EYEBALL  
HYDROAIR #10-3500  
COMPLIES W/ ANSI CODE ASME A112.19.8-07  
UL APPROVED



\*Skimmer Location Optional

Approved for Commercial use  
Complies with VGB Pool & Spa Safety Act

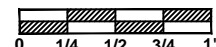


All drawing dimensions supplied by NESPA ENTERPRISES INC. are for reference only. All CAD files were created using AutoCAD file (\*.dwg.) and were provided as a service to our customers using AutoCAD. Errors sometimes occur during this process and with software incompatibility upon opening a file. NESPA ENTERPRISES INC. and/or any authorized distributor of our products will not be held responsible for problems arising from files which have been converted and does not warrant the documents against deficiencies or typographical errors of any kind. We recommend that all measurements are verified with actual physical product before any custom fabrication in the field

**NESPA ENTERPRISES INC.**

2800 Richter Ave. Suite C Oroville, CA 95966  
Office: (530) 534-9910 Fax: (530) 534-9915  
E-Mail: [jim@tiledspas.com](mailto:jim@tiledspas.com) Web Site: [www.tiledspas.com](http://www.tiledspas.com)

SCALE  
1/2" = 1'



DWG TYPE

SD

DWG NAME COMMERCIAL MODELS 2011

DATE 10/27/2011

SHEET PAGE 1 OF 1