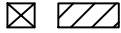


SPECIFICATIONS	
SHELL WEIGHT:	2000 LBS.
WATER WEIGHT:	4237 LBS.
TOTAL SHELL & WATER WEIGHT:	6236.8 LBS.
WATER VOLUME:	86 Cu.Ft.
MAX WATER GAL:	643 GAL.
SURFACE AREA:	38.5 SQ. FT.
IAPMO#:	1138
FDA#:	2030305

7' ROUND

ALL TILED SPA - Fits 3 Adults

SKID SUPPORT STRUCTURE* BONDED TO SPA



*SKIDS SUPPLIED BY NESPA

LIGHT NICHE



SPA BRIGHT, 120 V, 100 WATT, 50' CORD, U.L. APPROVED

MAIN DRAIN



6" Round Hockey Puck Aquapro 6HPHxxx Sumpless Suction Outlet Floor/Wall 224 GPM @ 6.3fps Complies w/ ANSI Code ASME A112.19.8-2007 & VGB 2008

SIDEWALL SUCTION



6" Round Hockey Puck Aquapro 6HPHxxx Sumpless Suction Outlet Floor/Wall 224 GPM @ 6.3fps Complies w/ ANSI Code ASME A112.19.8-2007 & VGB 2008

SKIMMER



HAYWARD SP-1084FVE SURFACE SKIMMER W/ EQUALIZER, NSF APPROVED

JET

HYDRO INLETS

1-1/2" WATER - 1-1/2" AIR HYDROAIR #10-5100 COMPLIES W/ ANSI CODE ASME A112.19.8-07 UL APPROVED

RETURN

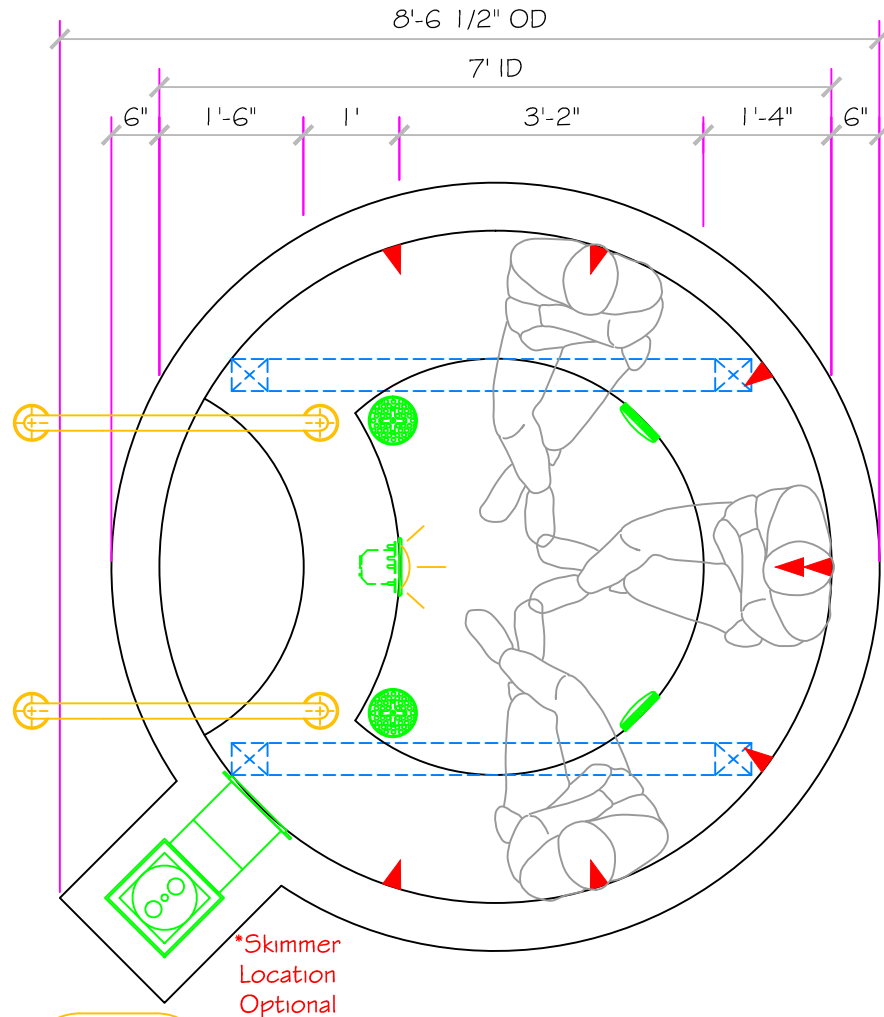
INLET FITTINGS

1-1/2" WALL TYPE W/ EYEBALL HYDROAIR #10-3500 COMPLIES W/ ANSI CODE ASME A112.19.8-07 UL APPROVED

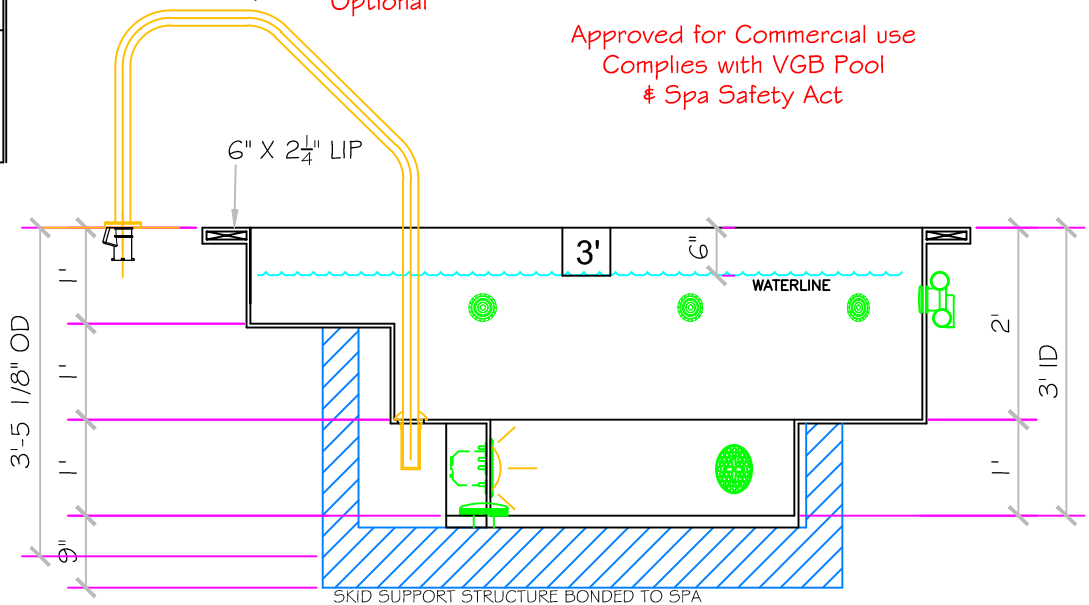
FILL

INLET FITTINGS

1-1/2" WALL TYPE W/ EYEBALL HYDROAIR #10-3500 COMPLIES W/ ANSI CODE ASME A112.19.8-07 UL APPROVED



Approved for Commercial use
Complies with VGB Pool
& Spa Safety Act



All drawing dimensions supplied by NESPA ENTERPRISES INC. are for reference only. All CAD files were created using AutoCAD file (*.dwg.) and were provided as a service to our customers using AutoCAD. Errors sometimes occur during this process and with software incompatibility upon opening a file. NESPA ENTERPRISES INC. and/or any authorized distributor of our products will not be held responsible for problems arising from files which have been converted and does not warrant the documents against deficiencies or typographical errors of any kind. We recommend that all measurements are verified with actual physical product before any custom fabrication in the field

NESPA ENTERPRISES INC.

2800 Richter Ave. Suite C Oroville, CA 95966

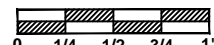
Office: (530) 534-9910

Fax: (530) 534-9915

E-Mail: jim@tiledspas.com Web Site: www.tiledspas.com

SCALE

1/2" = 1'



DWG TYPE

SD

DWG NAME

COMMERCIAL MODELS 2011

DATE

10/27/2011

SHEET

PAGE 1 OF 1