

SUBMITTAL

ALL DIMENSIONS SUBJECT TO 1/4" TOLERANCES

These drawings, concepts, and details contained herein are the original proprietary designs of **NESPA ENTERPRISES INC.**, developed over many years of experience in the industry and as such are protected by the copyright laws of the United States Government. Reproduction of any of the above without written permission to do so by **NESPA ENTERPRISES INC.**, is illegal.

NESPA ENTERPRISES INC.
 2800 Richter Ave. Ste. C Oroville, CA 95966
 Office: (530) 534-9910 Fax: (530) 534-9915
 E-Mail: jim@tiledspas.com Web Site: www.tiledspas.com



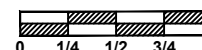
If printing as a PDF:

Page Scaling: None

DWG NAME

SCALE
 1/4" = 1'

900 MONROE



DATE
 6/11/2014

DWG TYPE
 Support Layout
 SHEET
 PAGE 2 OF 11

- #1 - FIELD TILE: Dal Tile D617 Arctic White 1 x 1
- #2 - WATERLINE (optional): Dal Tile D617 Arctic White 1 x 1
- #3 - BENCH & STEP EDGES (optional): Dal Tile D311 Black 1 x 1
- #4 - TILED LIP (optional): Dal Tile D617 Arctic White 1 x 1

NOTE: 1"x 1"x 1/4" Dal Tile Preferred Colors to be determined by Architect of record.

Tile Calculation:

Dal Tile D617 Arctic White 1 x 1 = 633 Sq. Ft.
Dal Tile D311 Black 1 x 1 = 51 Sq Ft

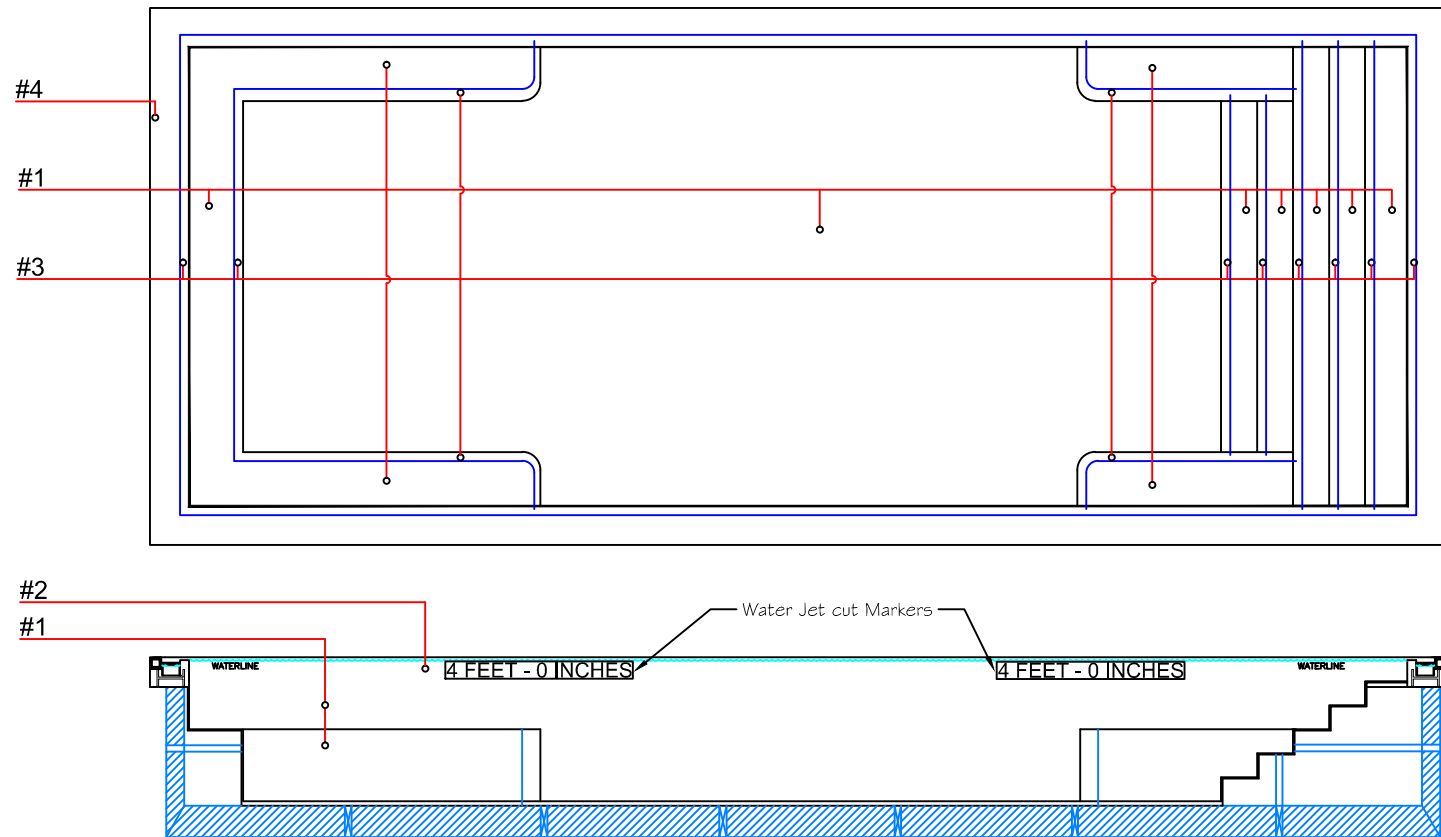
Date: _____

Approval: _____

#1 - GROUT: _____

#2 - GROUT: _____

#3 - GROUT: _____



SUBMITTAL

ALL DIMENSIONS SUBJECT TO 1/4" TOLERANCES

These drawings, concepts, and details contained herein are the original proprietary designs of **NESPA ENTERPRISES INC.**, developed over many years of experience in the industry and as such are protected by the copyright laws of the United States Government. Reproduction of any of the above without written permission to do so by **NESPA ENTERPRISES INC.**, is illegal.

NESPA ENTERPRISES INC.

2800 Richter Ave. Ste. C Oroville, CA 95966

Office: (530) 534-9910

Fax: (530) 534-9915

E-Mail: jim@tiledspas.com Web Site: www.tiledspas.com



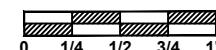
If printing as a PDF:

Page Scaling:

DWG NAME

900 MONROE

SCALE
3/16" = 1'



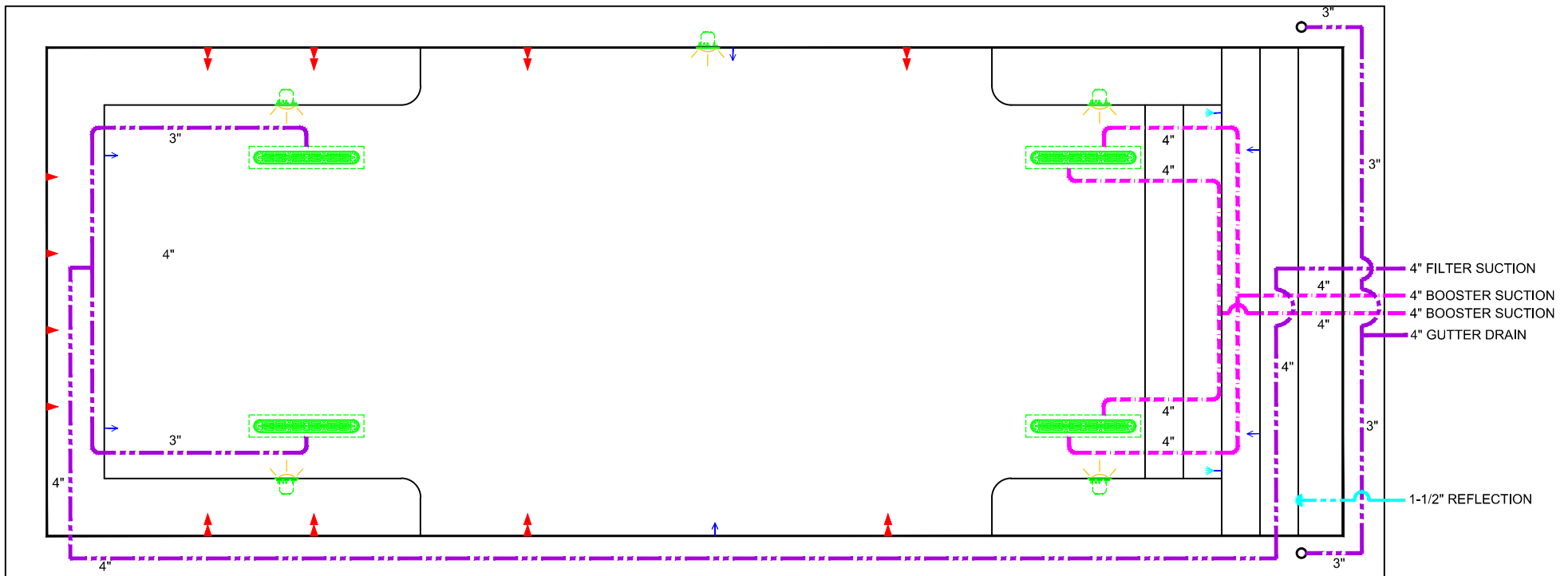
DATE
6/11/2014

DWG TYPE

Spa Tile

SHEET

PAGE 4 OF 11



BOOSTER & FILTER INLET

SUBMITTAL

ALL DIMENSIONS SUBJECT TO 1/4" TOLERANCES

These drawings, concepts, and details contained herein are the original proprietary designs of **NESPA ENTERPRISES INC.**, developed over many years of experience in the industry and as such are protected by the copyright laws of the United States Government. Reproduction of any of the above without written permission to do so by **NESPA ENTERPRISES INC.**, is illegal.

NESPA ENTERPRISES INC.

2800 Richter Ave. Ste. C Oroville, CA 95966

Office: (530) 534-9910

Fax: (530) 534-9915

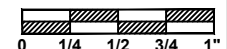
E-Mail: jim@tiledspas.com Web Site: www.tiledspas.com



If printing as a PDF:

Page Scaling:

SCALE
1/4" = 1'



DWG NAME

900 MONROE

DATE

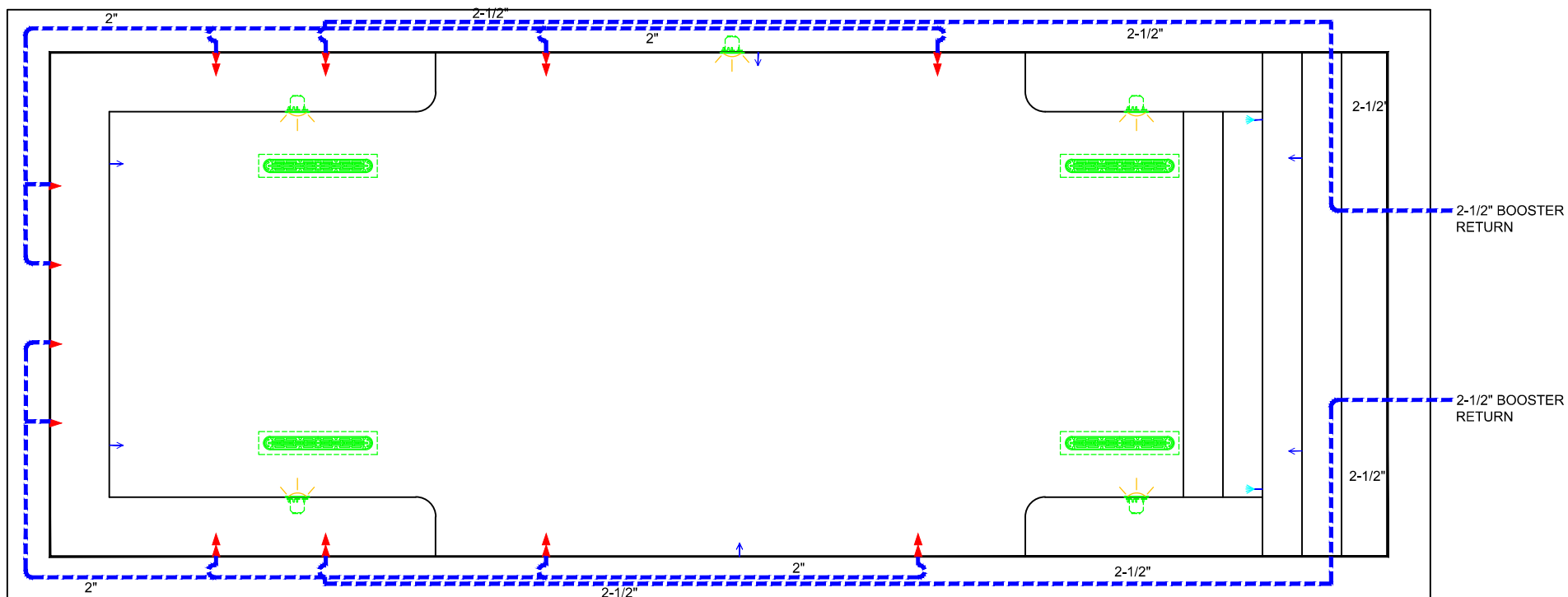
6/11/2014

DWG TYPE

Plumbing Inlet

SHEET

PAGE 5 OF 11



BOOSTER OUTLET

SUBMITTAL

ALL DIMENSIONS SUBJECT TO 1/4" TOLERANCES

These drawings, concepts, and details contained herein are the original proprietary designs of **NESPA ENTERPRISES INC.**, developed over many years of experience in the industry and as such are protected by the copyright laws of the United States Government. Reproduction of any of the above without written permission to do so by **NESPA ENTERPRISES INC.**, is illegal.

NESPA ENTERPRISES INC.

2800 Richter Ave. Ste. C Oroville, CA 95966

Office: (530) 534-9910

Fax: (530) 534-9915

E-Mail: jim@tiledspas.com Web Site: www.tiledspas.com



If printing as a PDF:

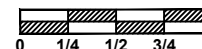
Page Scaling:

DWG NAME

SCALE

1/4" = 1'

900 MONROE



DATE

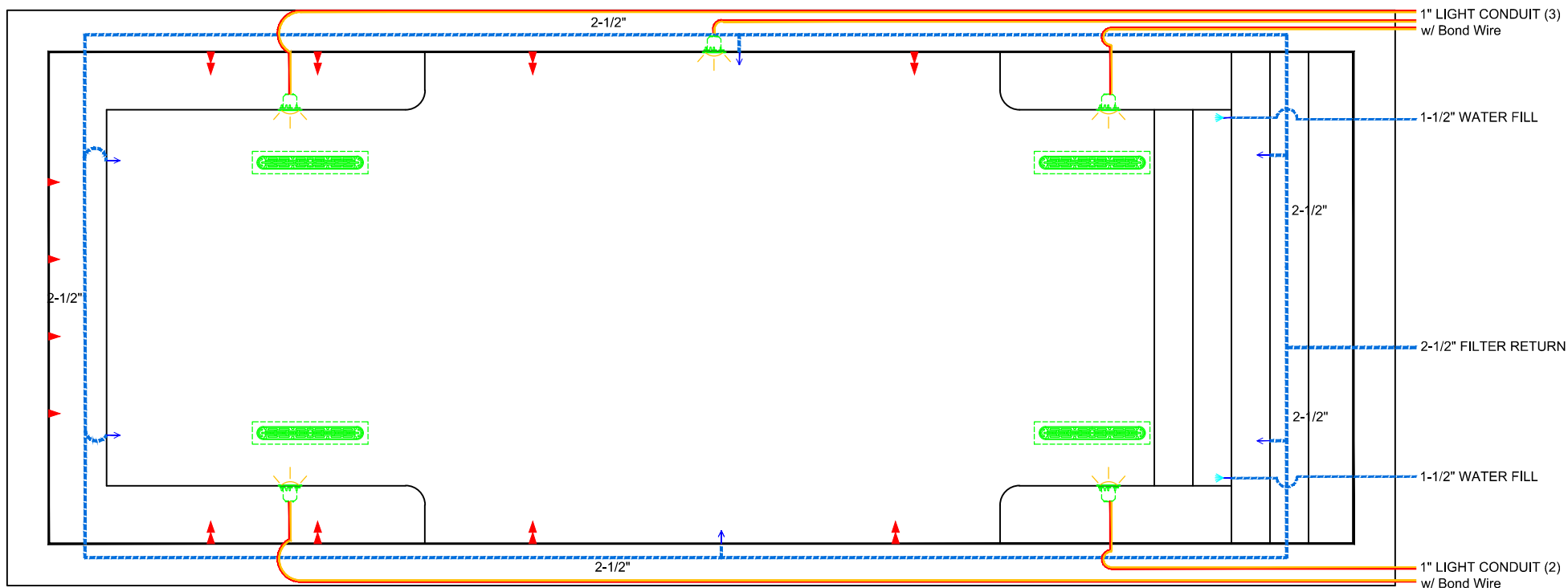
6/11/2014

DWG TYPE

Plumbing Outlet

SHEET

PAGE 6 OF 11



FILTER OUTLET & Electrical

SUBMITTAL

ALL DIMENSIONS SUBJECT TO 1/4" TOLERANCES

These drawings, concepts, and details contained herein are the original proprietary designs of **NESPA ENTERPRISES INC.**, developed over many years of experience in the industry and as such are protected by the copyright laws of the United States Government. Reproduction of any of the above without written permission to do so by **NESPA ENTERPRISES INC.**, is illegal.

NESPA ENTERPRISES INC.

2800 Richter Ave. Ste. C Oroville, CA 95966

Office: (530) 534-9910

Fax: (530) 534-9915

E-Mail: jim@tiledspas.com Web Site: www.tiledspas.com



If printing as a PDF:

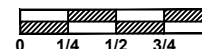
Page Scaling: None

DWG NAME

SCALE

1/4" = 1'

900 MONROE



DATE

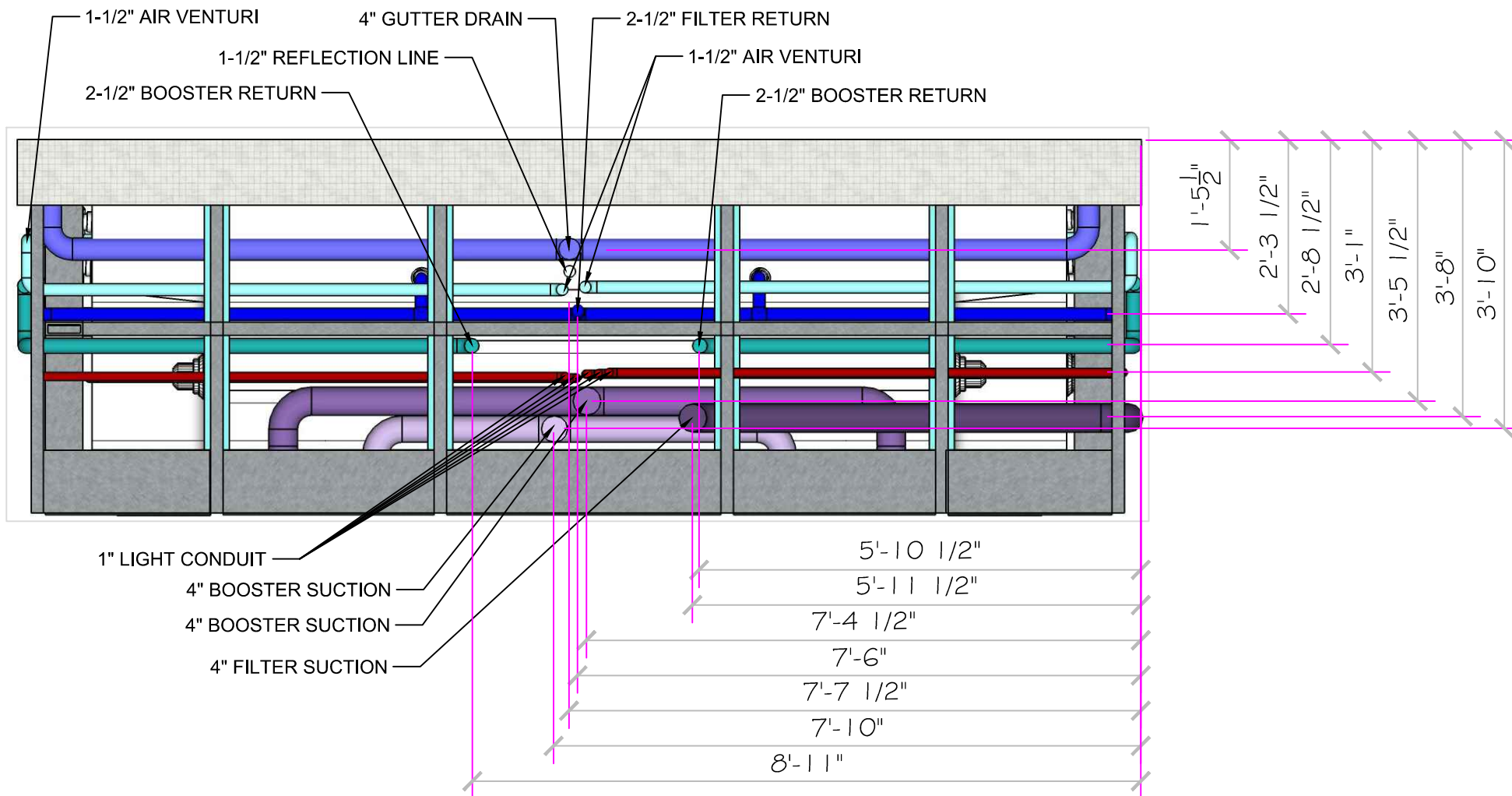
6/11/2014

DWG TYPE

Plumbing Outlet (2)

SHEET

PAGE 7 OF 11



SUBMITTAL

ALL DIMENSIONS SUBJECT TO 1/4" TOLERANCES

These drawings, concepts, and details contained herein are the original proprietary designs of **NESPA ENTERPRISES INC.**, developed over many years of experience in the industry and as such are protected by the copyright laws of the United States Government. Reproduction of any of the above without written permission to do so by **NESPA ENTERPRISES INC.**, is illegal.

NESPA ENTERPRISES INC.

2800 Richter Ave. Ste. C Oroville, CA 95966

Office: (530) 534-9910

Fax: (530) 534-9915

E-Mail: jim@tiledspas.com Web Site: www.tiledspas.com



If printing as a PDF:

Page Scaling:

DWG NAME

900 MONROE

SCALE
N/A



DATE

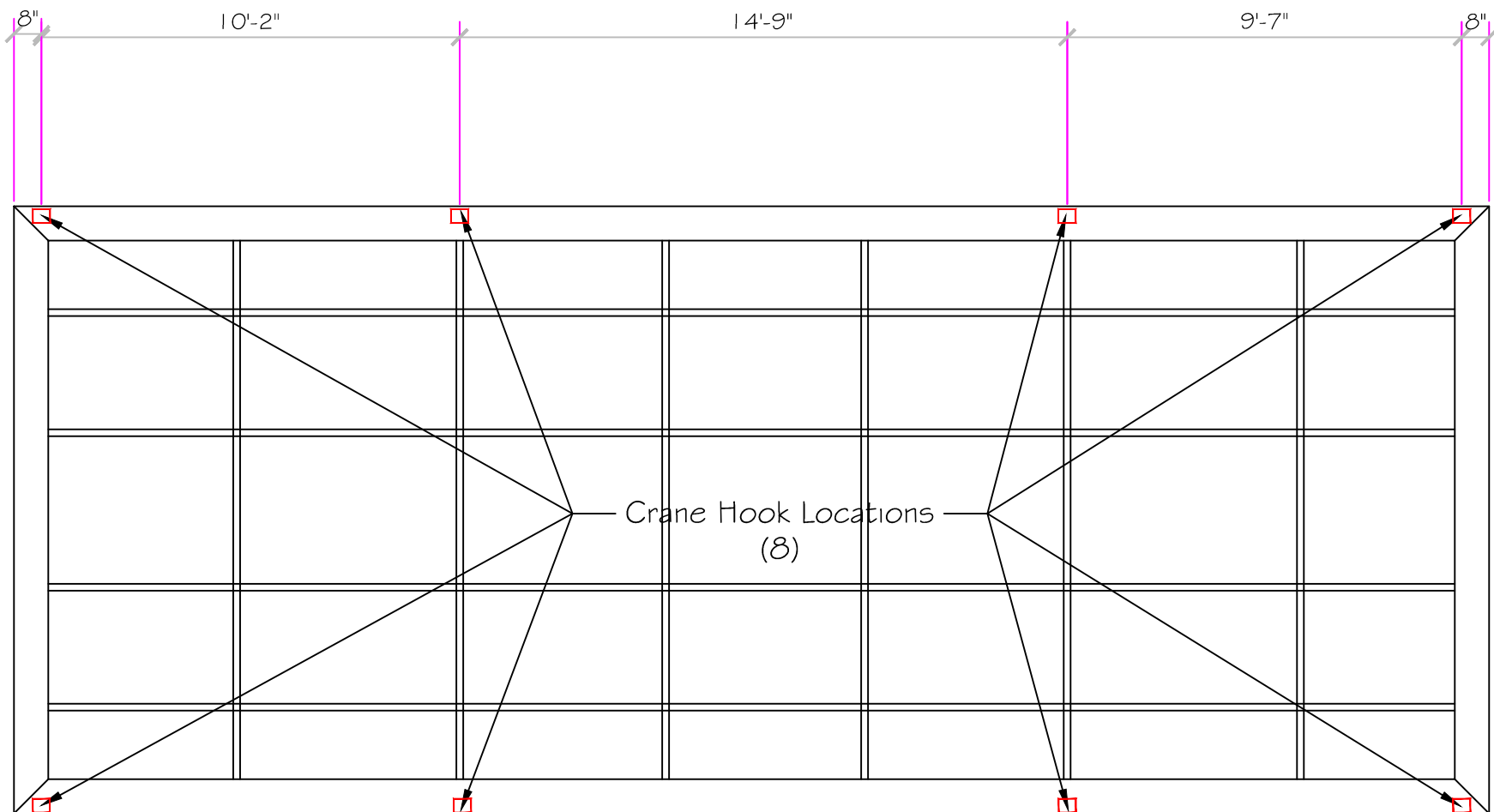
5/23/2014

DWG TYPE

Plumbing Elevation

SHEET

PAGE 8 OF 11



These drawings, concepts, and details contained herein are the original proprietary designs of **NESPA ENTERPRISES INC.**, developed over many years of experience in the industry and as such are protected by the copyright laws of the United States Government. Reproduction of any of the above without written permission to do so by **NESPA ENTERPRISES INC.**, is illegal.

NESPA ENTERPRISES INC.
 2800 Richter Ave. Ste. C Oroville, CA 95966
 Office: (530) 534-9910 Fax: (530) 534-9915
 E-Mail: jim@tiledspas.com Web Site: www.tiledspas.com



If printing as a PDF:

Page Scaling:

DWG NAME

900 MONROE

SCALE

1/4" = 1'



DATE

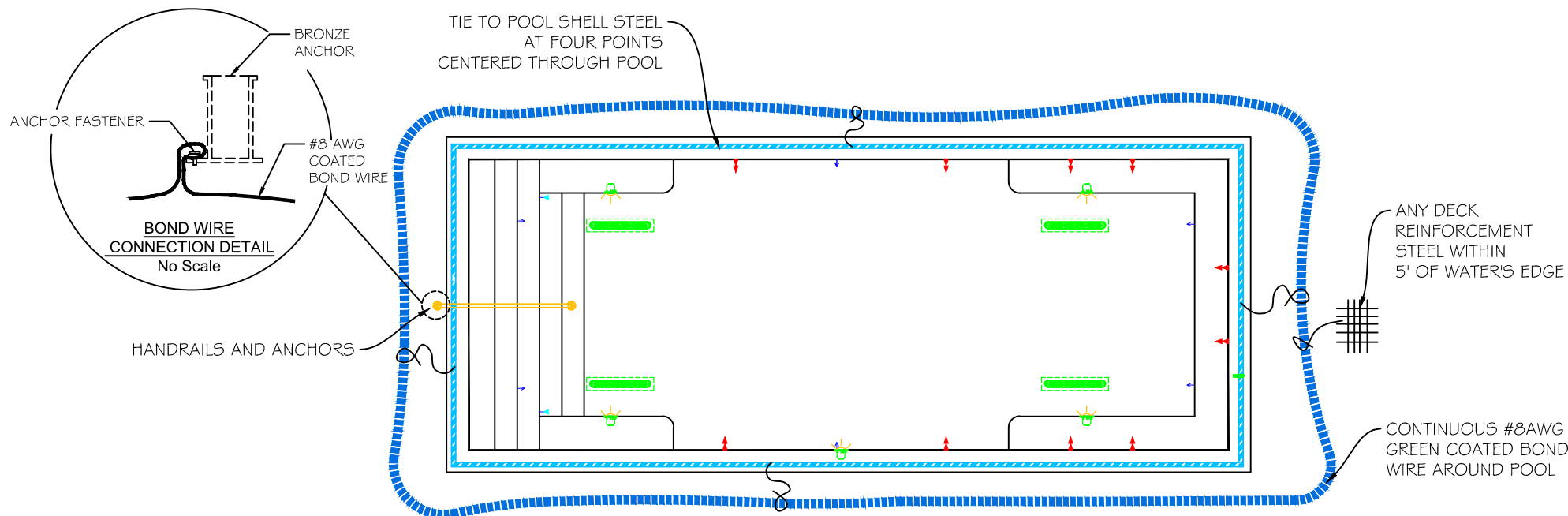
5/23/2014

DWG TYPE

Lift Hook Detail

SHEET

PAGE 9 OF 11



TYPICAL BONDING DETAIL

POOL BONDING REQUIREMENTS:

1. THE FOLLOWING PARTS SHALL BE BONDED TOGETHER AND CONNECTED TO THE COMMON BONDING GRID.

- A. ALL THE METALLIC PARTS OF THE POOL STRUCTURE INCLUDING COPYING STONES, DECK, PERMANENT PLAY STRUCTURES, PERMANENT EXERCISE STRUCTURES.
- B. ALL METAL FITTINGS WITHIN OR ATTACHED TO THE POOL STRUCTURE
- C. METAL PARTS ASSOCIATED WITH THE POOL WATER CIRCULATING SYSTEM, INCLUDING PUMPS, FILTERS, AND HEATERS.
- D. METAL PARTS ASSOCIATED WITH POOL COVERS
- E. METAL SHEATHED CABLES AND RACEWAYS, METAL PIPING AND ALL FIXED METAL PARTS WITHIN 5 FEET HORIZONTALLY OF INSIDE WALLS OF POOL AND WITHIN 12 FEET ABOVE MAXIMUM WATER LEVEL OF POOL.
- F. METAL PARTS ASSOCIATED WITH OBSERVATION STANDS, TOWERS, PLATFORMS, AND DIVING STRUCTURES.

2. BONDING CONDUCTORS SHALL BE MINIMUM #8 SOLID COPPER, INSULATED E.C. SHALL COORDINATE APPROVED CONNECTOR TYPE AND METHOD WITH LOCAL ELECTRICAL AND/ OR POOL INSPECTOR.

3. SPECIFIC MANUFACTURER'S INSTRUCTIONS REGARDING BONDING OR GROUNDING OF POOL EQUIPMENT, WHETHER INDICATED HEREIN OR NOT, SHALL BE STRICTLY FOLLOWED.

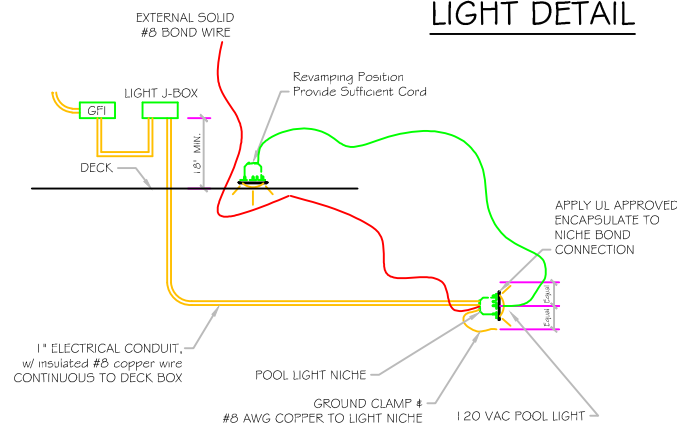
4. THE COMMON BONDING GRID SHALL NOT BE CONNECTED TO ANY ELECTRICAL DISTRIBUTION EQUIPMENT.

5. ANY PARTS IN ADDITION TO THOSE DESCRIBED HEREIN THAT ARE INDICATED BY POOL CONTRACTOR OR LOCAL INSPECTION AUTHORITY SHALL BE BONDED TO THE COMMON BONDING GRID WITH NO ADDITIONAL COSTS INCURRED BY THE OWNER.

6. THE ELECTRICAL CONTRACTOR SHALL COORDINATE BONDING WITH GENERAL CONTRACTOR.

1. INSTALL PER NEC 2008, SECTION 680 REQUIREMENTS
2. USE #8 COATED TAILS OFF BOND LOOP TO EQUIPMENT AND STEEL NOT IMMEDIATELY ADJACENT TO BOND LOOP

LIGHT DETAIL



SUBMITTAL

ALL DIMENSIONS SUBJECT TO 1/4" TOLERANCES

These drawings, concepts, and details contained herein are the original proprietary designs of **NESPA ENTERPRISES INC.**, developed over many years of experience in the industry and as such are protected by the copyright laws of the United States Government. Reproduction of any of the above without written permission to do so by **NESPA ENTERPRISES INC.**, is illegal.

NESPA ENTERPRISES INC.

2800 Richter Ave. Ste. C Oroville, CA 95966

Office: (530) 534-9910

Fax: (530) 534-9915

E-Mail: jim@tiledspas.com Web Site: www.tiledspas.com



If printing as a PDF:

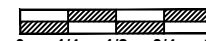
Page Scaling: None

DWG NAME

900 MONROE

SCALE

N/A



DATE

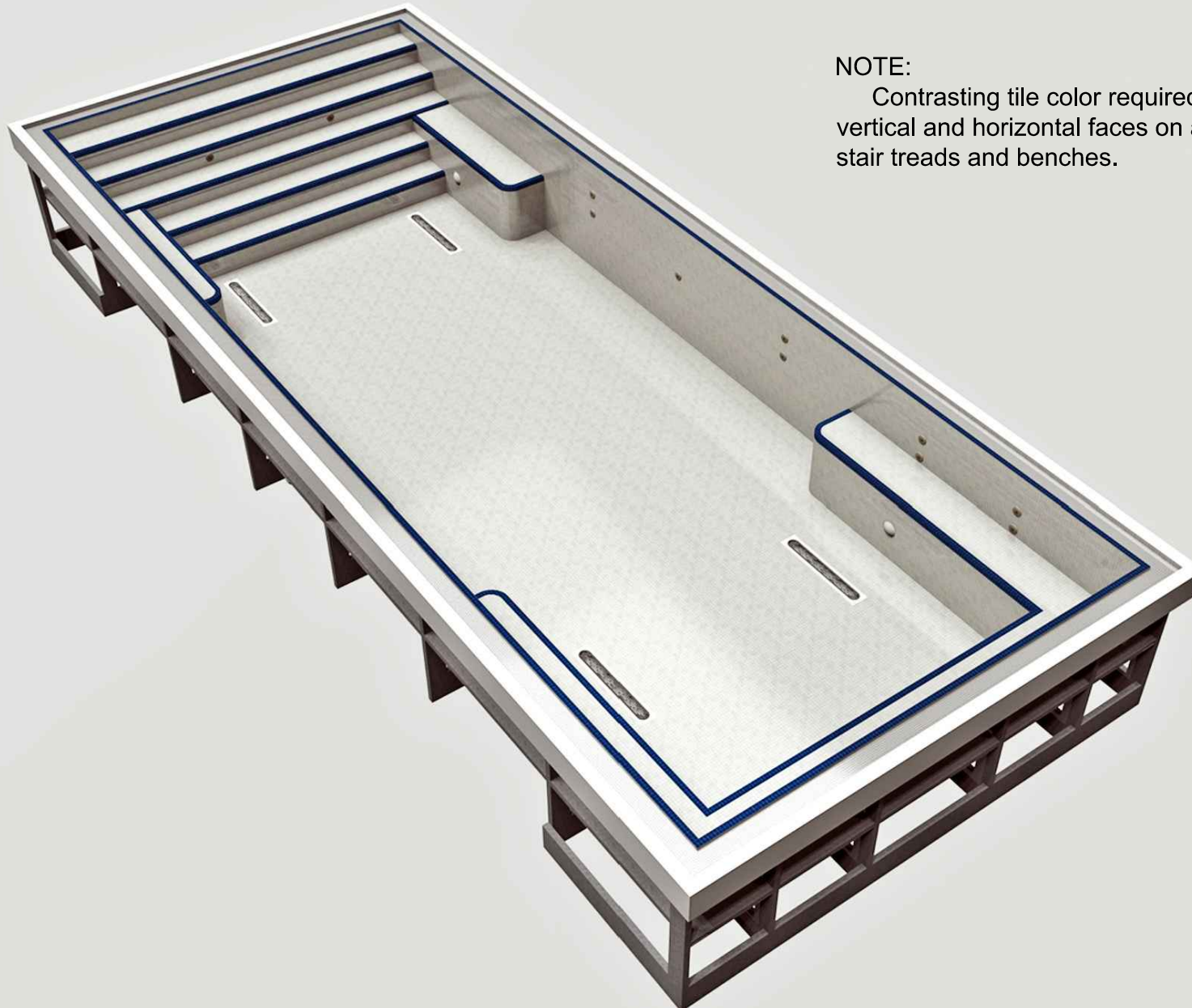
5/23/2014

DWG TYPE

Bond Detail

SHEET

PAGE 10 OF 11



NOTE:

Contrasting tile color required on vertical and horizontal faces on all stair treads and benches.

SUBMITTAL

ALL DIMENSIONS SUBJECT TO 1/4" TOLERANCES

These drawings, concepts, and details contained herein are the original proprietary designs of **NESPA ENTERPRISES INC.**, developed over many years of experience in the industry and as such are protected by the copyright laws of the United States Government. Reproduction of any of the above without written permission to do so by **NESPA ENTERPRISES INC.**, is illegal.

NESPA ENTERPRISES INC.

2800 Richter Ave. Ste. C Oroville, CA 95966

Office: (530) 534-9910

Fax: (530) 534-9915

E-Mail: jim@tiledspas.com Web Site: www.tiledspas.com



If printing as a PDF:

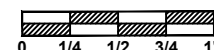
Page Scaling:

DWG NAME

SCALE

N/A

900 MONROE



DATE

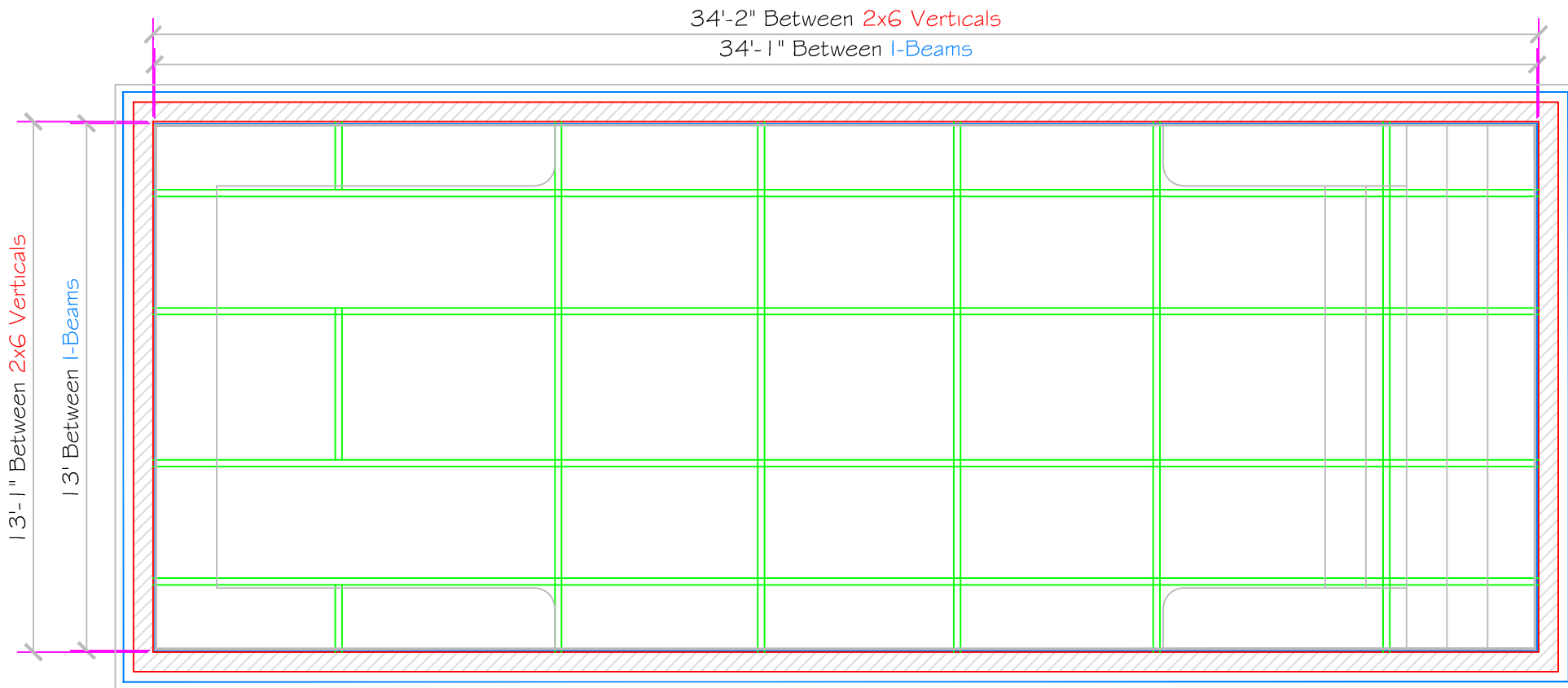
5/23/2014

DWG TYPE

Render

SHEET

PAGE 11 OF 11



SUBMITTAL

ALL DIMENSIONS SUBJECT TO 1/4" TOLERANCES

These drawings, concepts, and details contained herein are the original proprietary designs of **NESPA ENTERPRISES INC.**, developed over many years of experience in the industry and as such are protected by the copyright laws of the United States Government. Reproduction of any of the above without written permission to do so by **NESPA ENTERPRISES INC.**, is illegal.

NESPA ENTERPRISES INC.

2800 Richter Ave. Ste. C Oroville, CA 95966

Office: (530) 534-9910

Fax: (530) 534-9915

E-Mail: jim@tiledspas.com Web Site: www.tiledspas.com



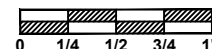
If printing as a PDF:

Page Scaling:

DWG NAME

900 MONROE

SCALE
N/A



DATE

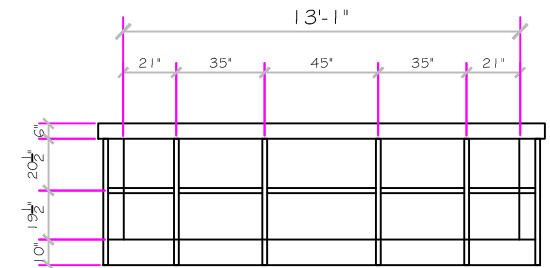
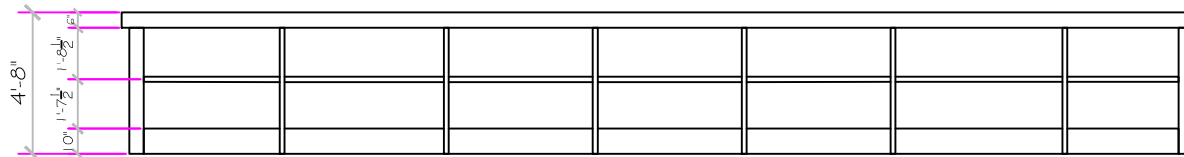
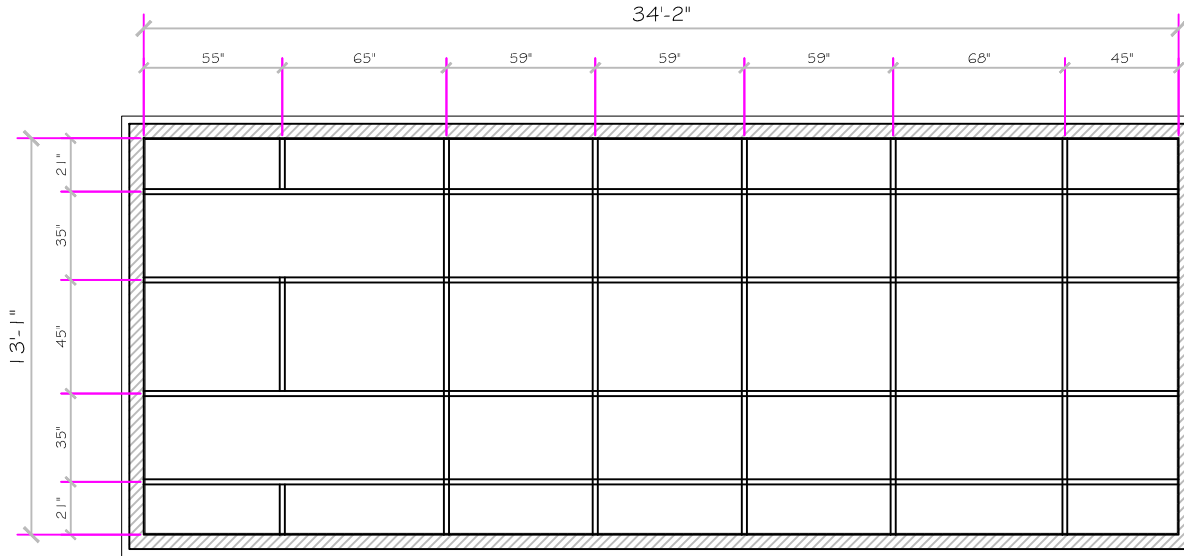
6/6/2014

DWG TYPE

Steel Detail 1

SHEET

PAGE 1 OF 7



These drawings, concepts, and details contained herein are the original proprietary designs of **NESPA ENTERPRISES INC.**, developed over many years of experience in the industry and as such are protected by the copyright laws of the United States Government. Reproduction of any of the above without written permission to do so by **NESPA ENTERPRISES INC.**, is illegal.

NESPA ENTERPRISES INC.
 2800 Richter Ave. Ste. C Oroville, CA 95966
 Office: (530) 534-9910 Fax: (530) 534-9915
 E-Mail: jim@tiledspas.com Web Site: www.tiledspas.com



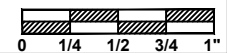
If printing as a PDF:

Page Scaling:

DWG NAME

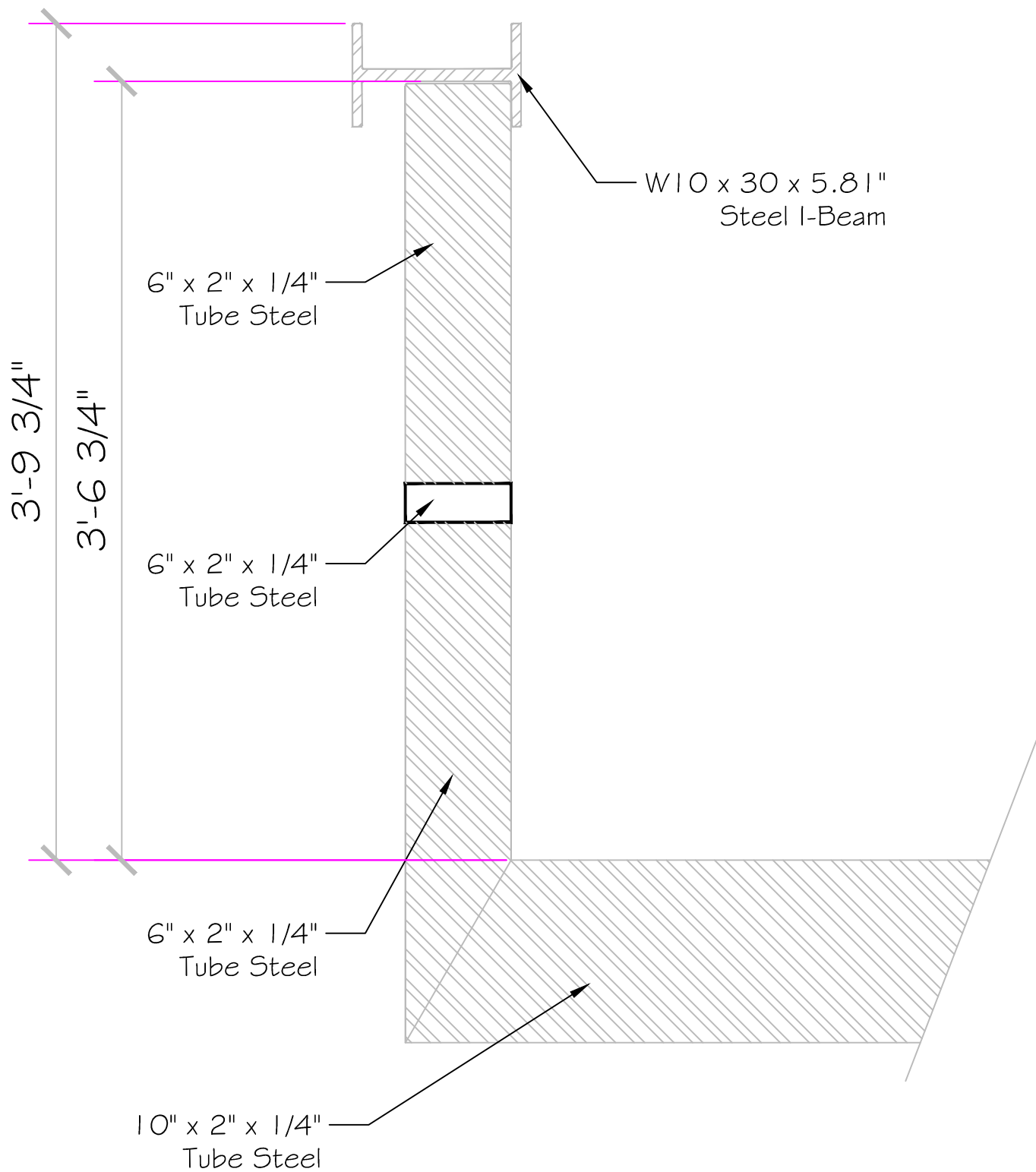
900 MONROE

SCALE
N/A



DATE
6/6/2014

DWG TYPE
Steel Detail 2
 SHEET
PAGE 2 OF 7



NESPA ENTERPRISES INC.

2800 Richter Ave. Suite C Oroville, CA 95966

Office: (530) 534-9910

Fax: (530) 534-9915

E-Mail: jim@tiledspas.com Web Site: www.tiledspas.com



If printing as a PDF:

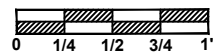
Page Scaling: ☐ None ☒ ☐ ☐

DWG NAME

900 MONROE

SCALE

1 1/2" = 1'



DWG TYPE

Steel Detail 3

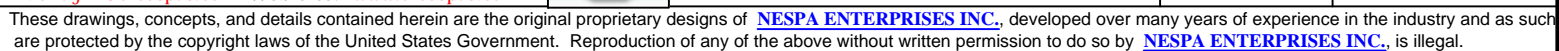
DATE

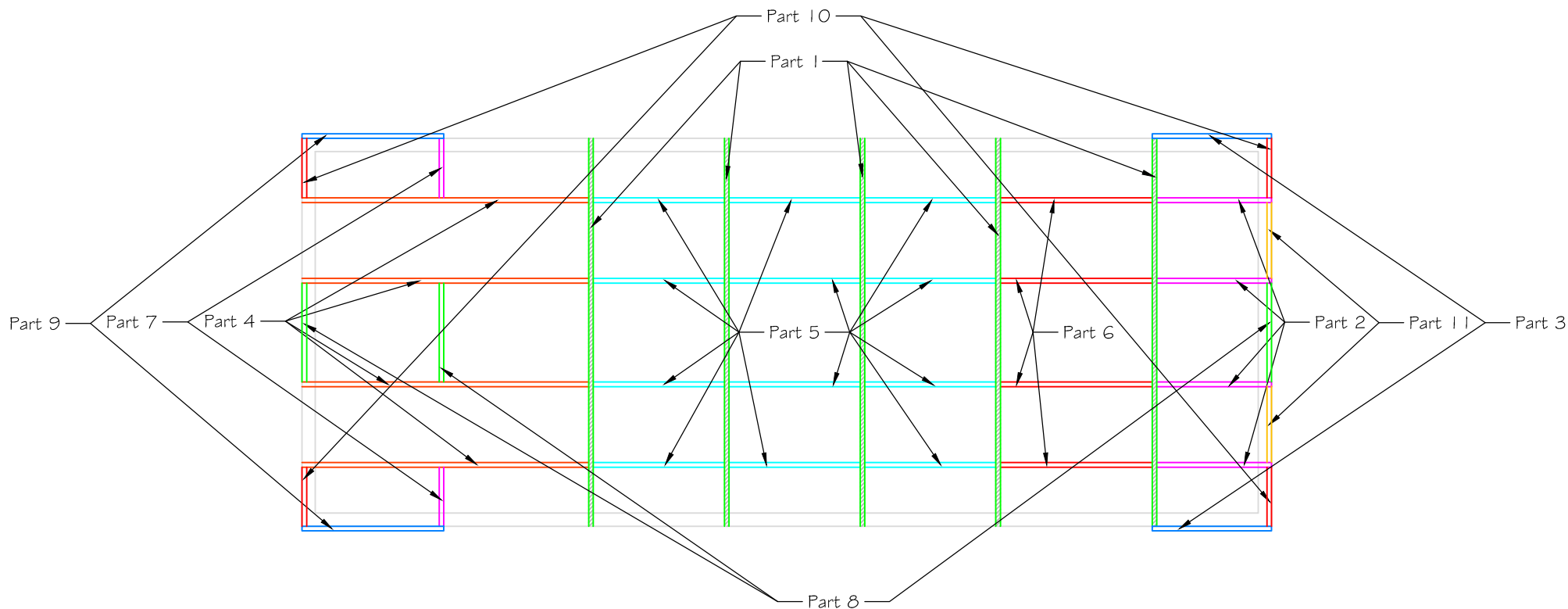
6/6/2014

SHEET

PAGE 3 OF 7

These drawings, concepts, and details contained herein are the original proprietary designs of [NESPA ENTERPRISES INC.](http://www.tiledspas.com), developed over many years of experience in the industry and as such are protected by the copyright laws of the United States Government. Reproduction of any of the above without written permission to do so by [NESPA ENTERPRISES INC.](http://www.tiledspas.com), is illegal.





These drawings, concepts, and details contained herein are the original proprietary designs of **NESPA ENTERPRISES INC.**, developed over many years of experience in the industry and as such are protected by the copyright laws of the United States Government. Reproduction of any of the above without written permission to do so by **NESPA ENTERPRISES INC.**, is illegal.

NESPA ENTERPRISES INC.

2800 Richter Ave. Ste. C Oroville, CA 95966

Office: (530) 534-9910

Fax: (530) 534-9915

E-Mail: jim@tiledspas.com Web Site: www.tiledspas.com



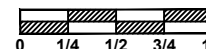
If printing as a PDF:

Page Scaling:

DWG NAME

900 MONROE

SCALE
N/A



DATE

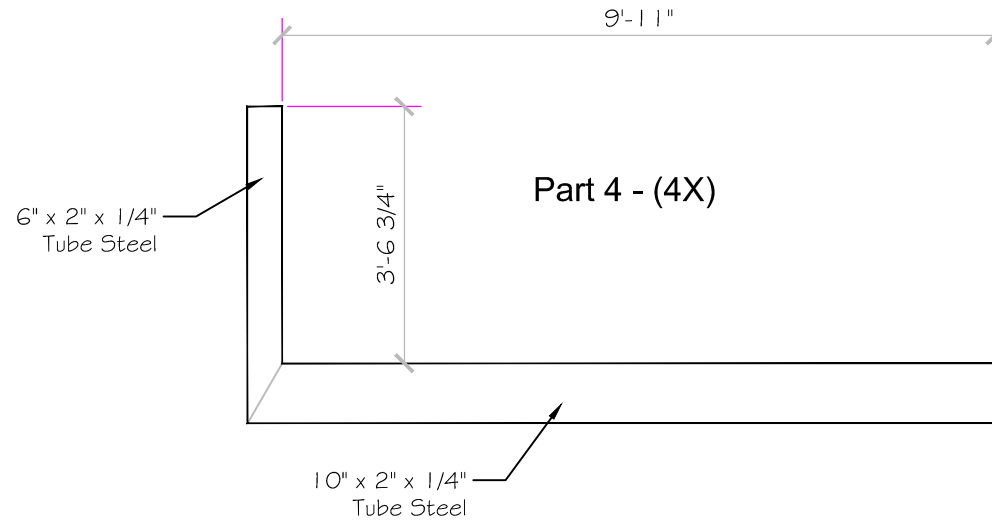
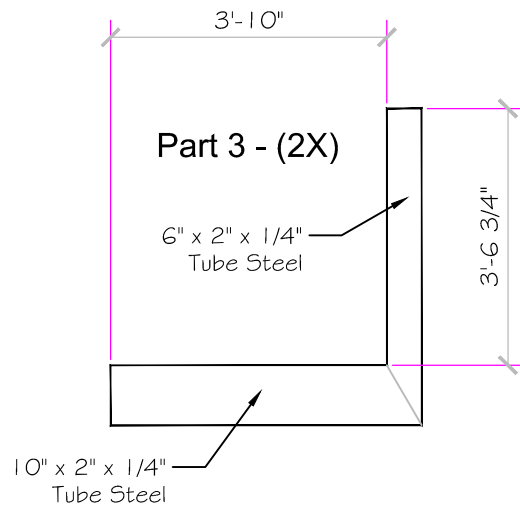
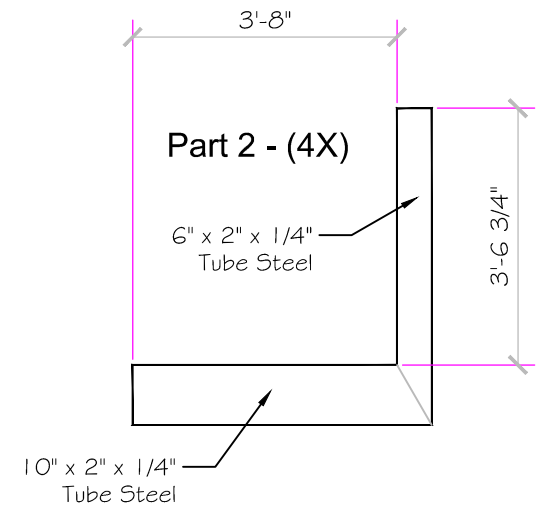
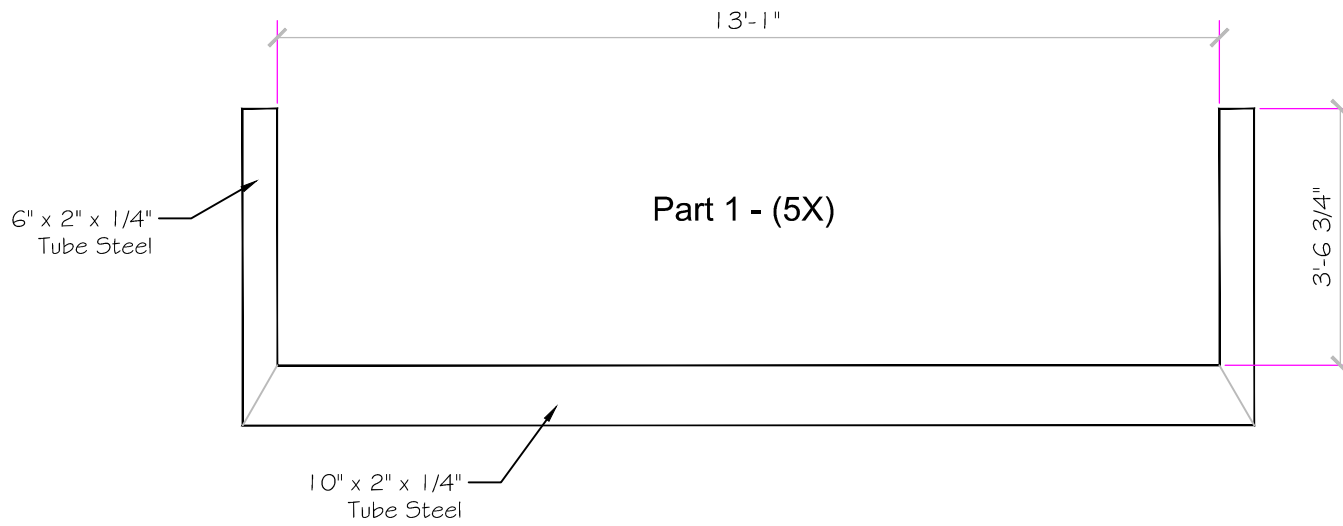
6/6/2014

DWG TYPE

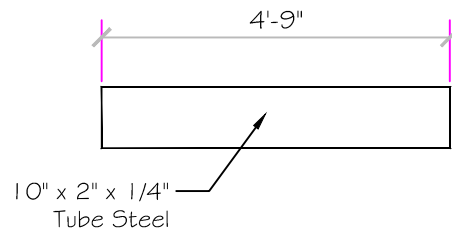
Steel Detail 5

SHEET

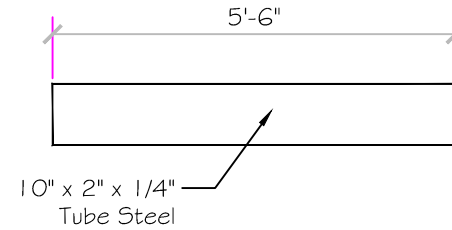
PAGE 5 OF 7



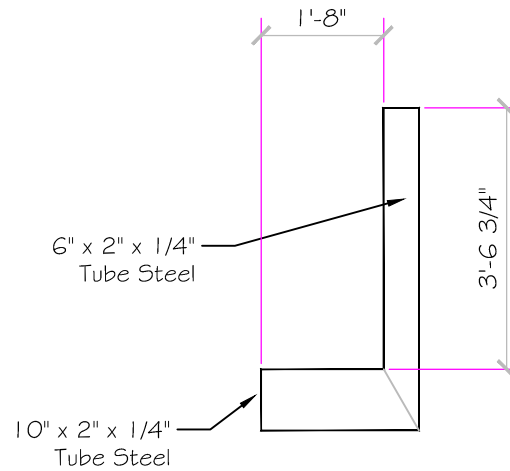
Part 5 - (12X)



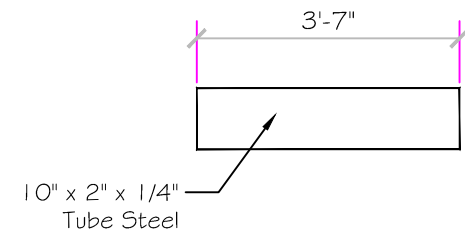
Part 6 - (4X)



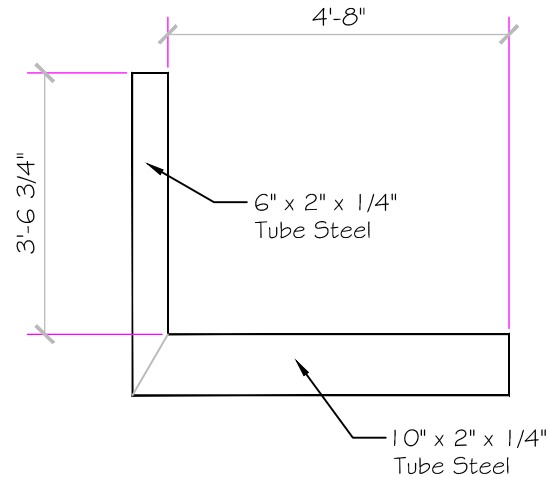
Part 7 - (2X)



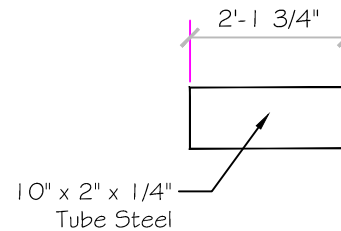
Part 8 - (3X)



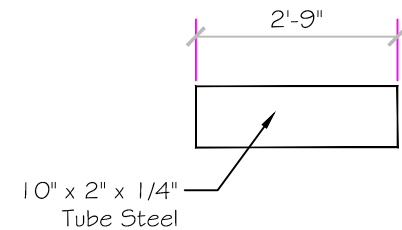
Part 9 - (2X)

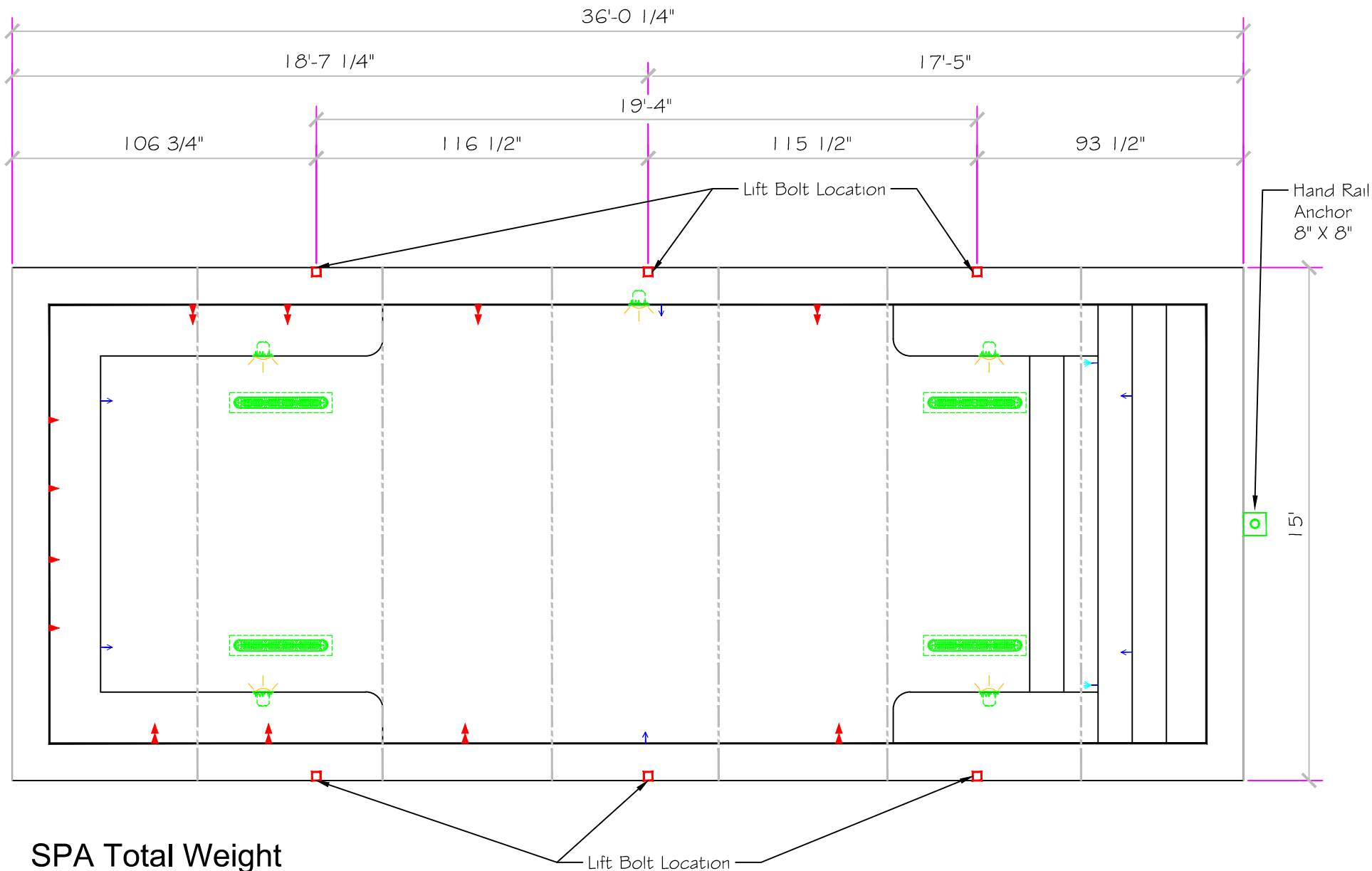


Part 10 - (4X)



Part 11 - (2X)





SPA Total Weight
= 20,000 LBS

AS-BUILT

These drawings, concepts, and details contained herein are the original proprietary designs of **NESPA ENTERPRISES INC.**, developed over many years of experience in the industry and as such are protected by the copyright laws of the United States Government. Reproduction of any of the above without written permission to do so by **NESPA ENTERPRISES INC.**, is illegal.

NESPA ENTERPRISES INC.
2800 Richter Ave. Ste. C Oroville, CA 95966
Office: (530) 534-9910 Fax: (530) 534-9915
E-Mail: jim@tiledspas.com Web Site: www.tiledspas.com



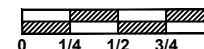
If printing as a PDF:

Page Scaling:

DWG NAME

900 MONROE

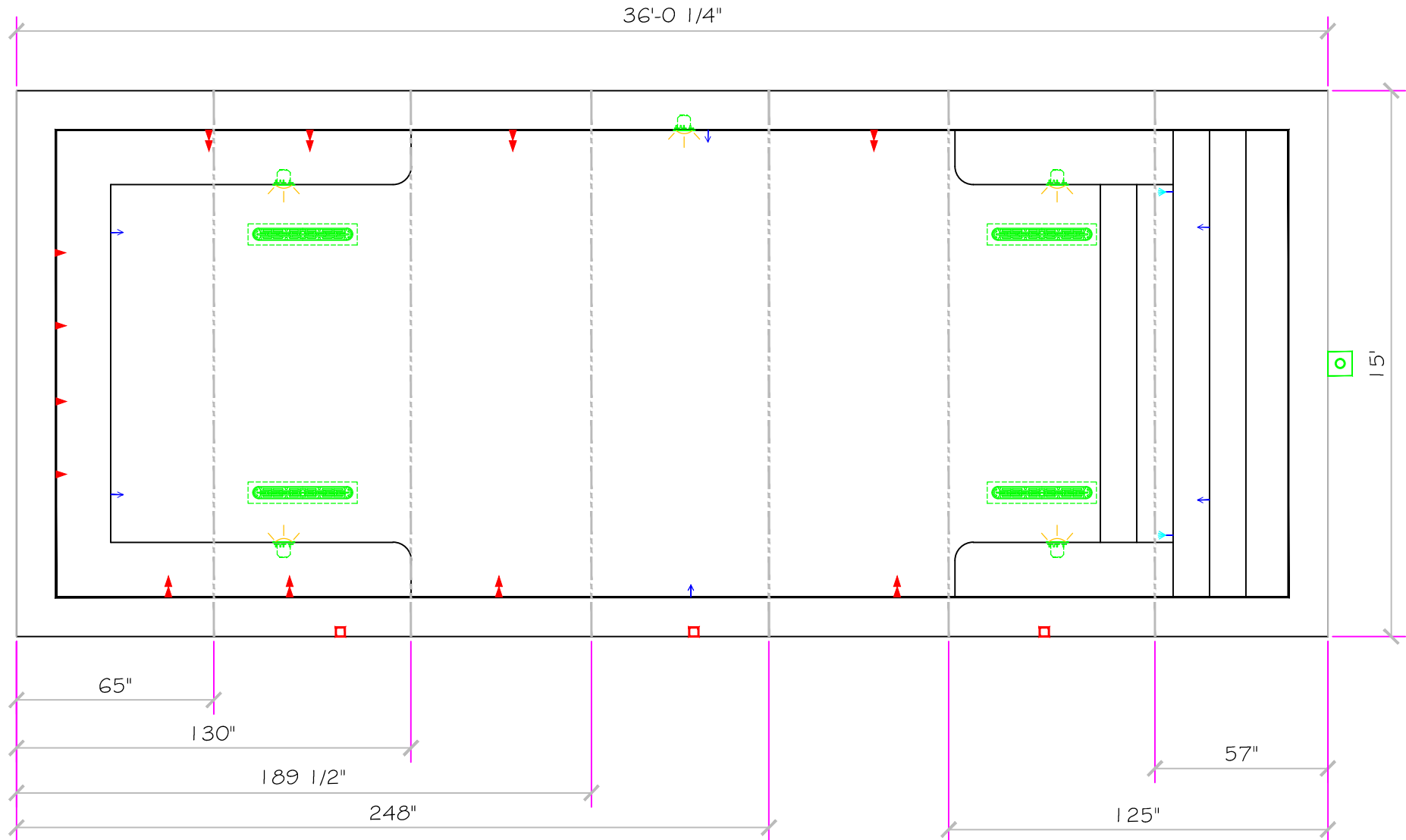
SCALE
1/4" = 1'



DATE
12/2/2014

DWG TYPE
Lift Bolt Detail
SHEET
PAGE 1 OF 1

STEEL CROSS BRACE LOCATIONS



AS-BUILT

These drawings, concepts, and details contained herein are the original proprietary designs of **NESPA ENTERPRISES INC.**, developed over many years of experience in the industry and as such are protected by the copyright laws of the United States Government. Reproduction of any of the above without written permission to do so by **NESPA ENTERPRISES INC.**, is illegal.

NESPA ENTERPRISES INC.
2800 Richter Ave. Ste. C Oroville, CA 95966
Office: (530) 534-9910 Fax: (530) 534-9915
E-Mail: jim@tiledspas.com Web Site: www.tiledspas.com



If printing as a PDF:

Page Scaling:

DWG NAME

900 MONROE

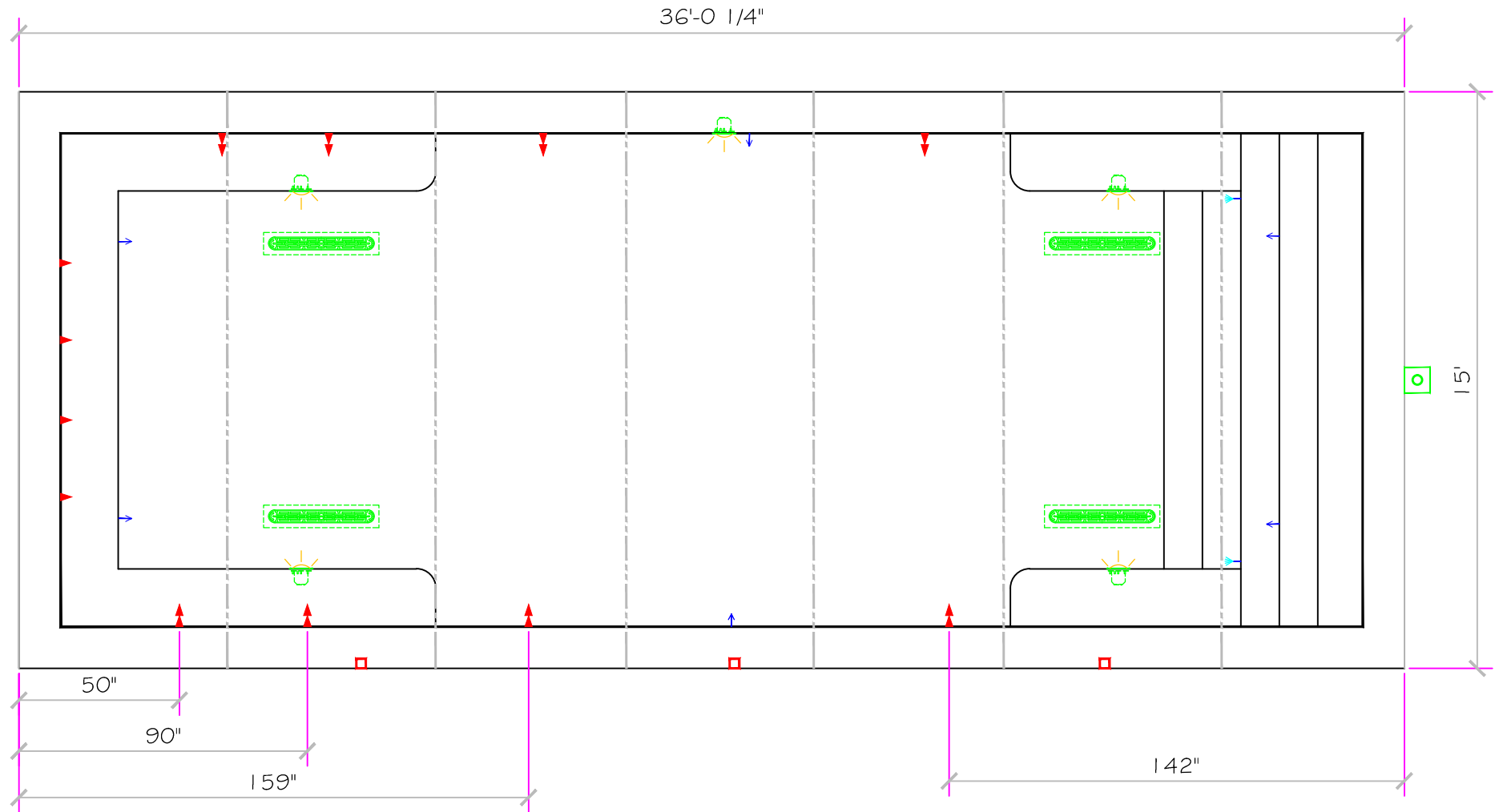
SCALE
1/4" = 1'



DATE
8/12/2014

DWG TYPE
Steel Locations
SHEET
PAGE 1 OF 1

JET LOCATIONS



AS-BUILT

These drawings, concepts, and details contained herein are the original proprietary designs of **NESPA ENTERPRISES INC.**, developed over many years of experience in the industry and as such are protected by the copyright laws of the United States Government. Reproduction of any of the above without written permission to do so by **NESPA ENTERPRISES INC.**, is illegal.

NESPA ENTERPRISES INC.
 2800 Richter Ave. Ste. C Oroville, CA 95966
 Office: (530) 534-9910 Fax: (530) 534-9915
 E-Mail: jim@tiledspas.com Web Site: www.tiledspas.com



If printing as a PDF:

Page Scaling:

DWG NAME

900 MONROE

SCALE
 1/4" = 1'

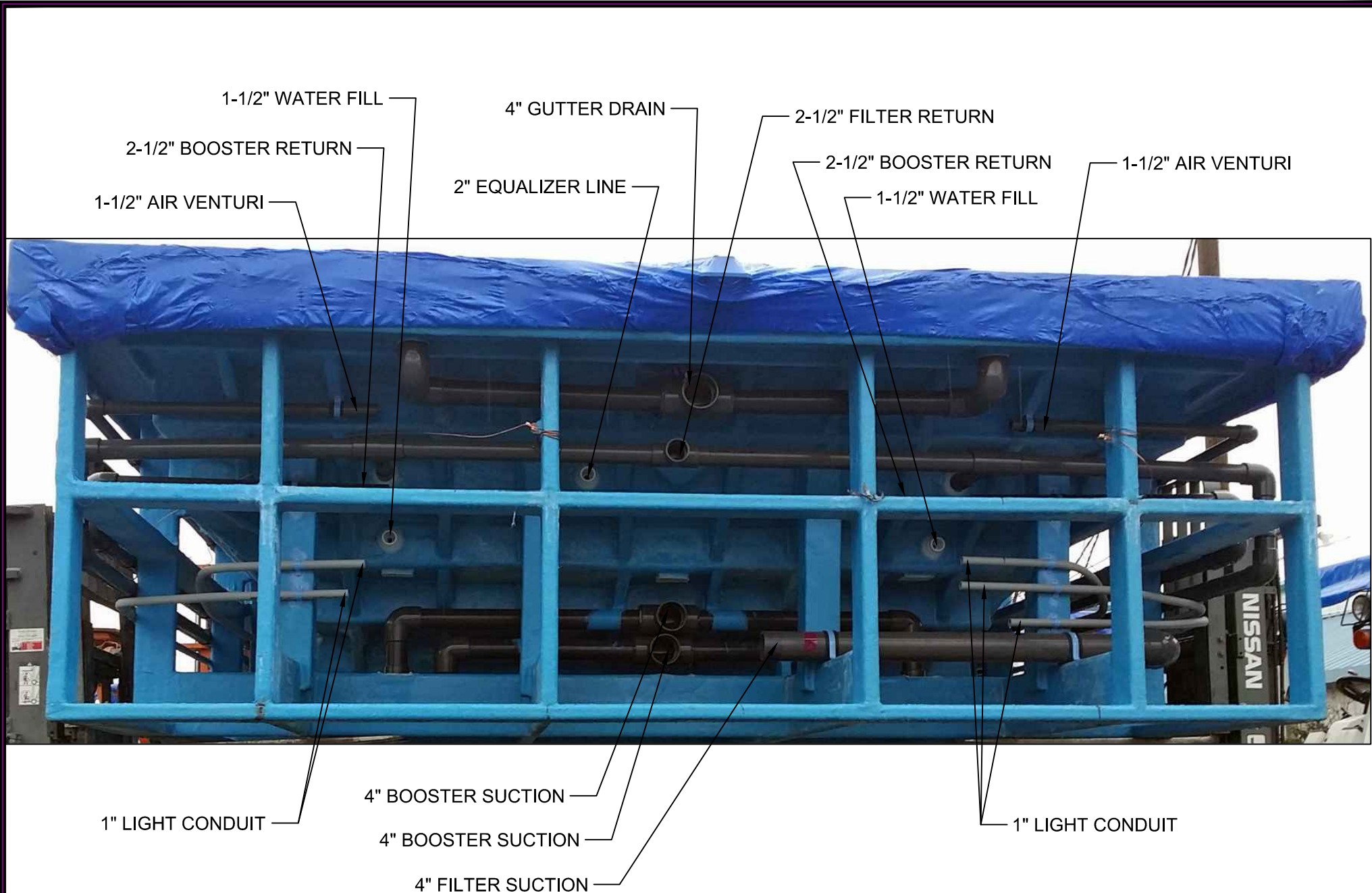
0 1/4 1/2 3/4 1"

DATE

8/12/2014

DWG TYPE
 Jet Locations

SHEET
 PAGE 1 OF 1



AS-BUILT

These drawings, concepts, and details contained herein are the original proprietary designs of **NESPA ENTERPRISES INC.**, developed over many years of experience in the industry and as such are protected by the copyright laws of the United States Government. Reproduction of any of the above without written permission to do so by **NESPA ENTERPRISES INC.**, is illegal.

NESPA ENTERPRISES INC.
 2800 Richter Ave. Ste. C Oroville, CA 95966
 Office: (530) 534-9910 Fax: (530) 534-9915
 E-Mail: jim@tiledspas.com Web Site: www.tiledspas.com



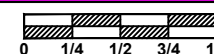
If printing as a PDF:

Page Scaling:

DWG NAME

900 MONROE

SCALE
N/A



DATE

12/4/2014

DWG TYPE

Plumbing As-Built

SHEET

PAGE 1 OF 1