

**LIGHT NICHE**



SPA BRIGHT, 120 V,  
100 WATT, 50' CORD,  
U.L. APPROVED

**MAIN DRAIN**



Waterway SPC-3V  
5" Super Hi-Flo Suction,  
Total Open Area = 9.02 sq in  
Approved Max Flow Rate:  
Wall = 180 GPM @ 6.42 fps  
V.G.B Approved Safety Drain

**SIDEWALL SUCTION**



Waterway SPC-3V  
5" Super Hi-Flo Suction,  
Total Open Area = 9.02 sq in  
Approved Max Flow Rate:  
Wall = 180 GPM @ 6.42 fps  
V.G.B Approved Safety Drain

**SKIMMER**



HAYWARD SP-1084FVE  
SURFACE SKIMMER  
W/ EQUALIZER,  
NSF APPROVED

**JET**

**HYDRO INLETS**

1-1/2" WATER - 1-1/2" AIR  
HYDROAIR #10-5100  
COMPLIES W/ ANSI CODE ASME A112.19.8-07  
UL APPROVED

**RETURN**

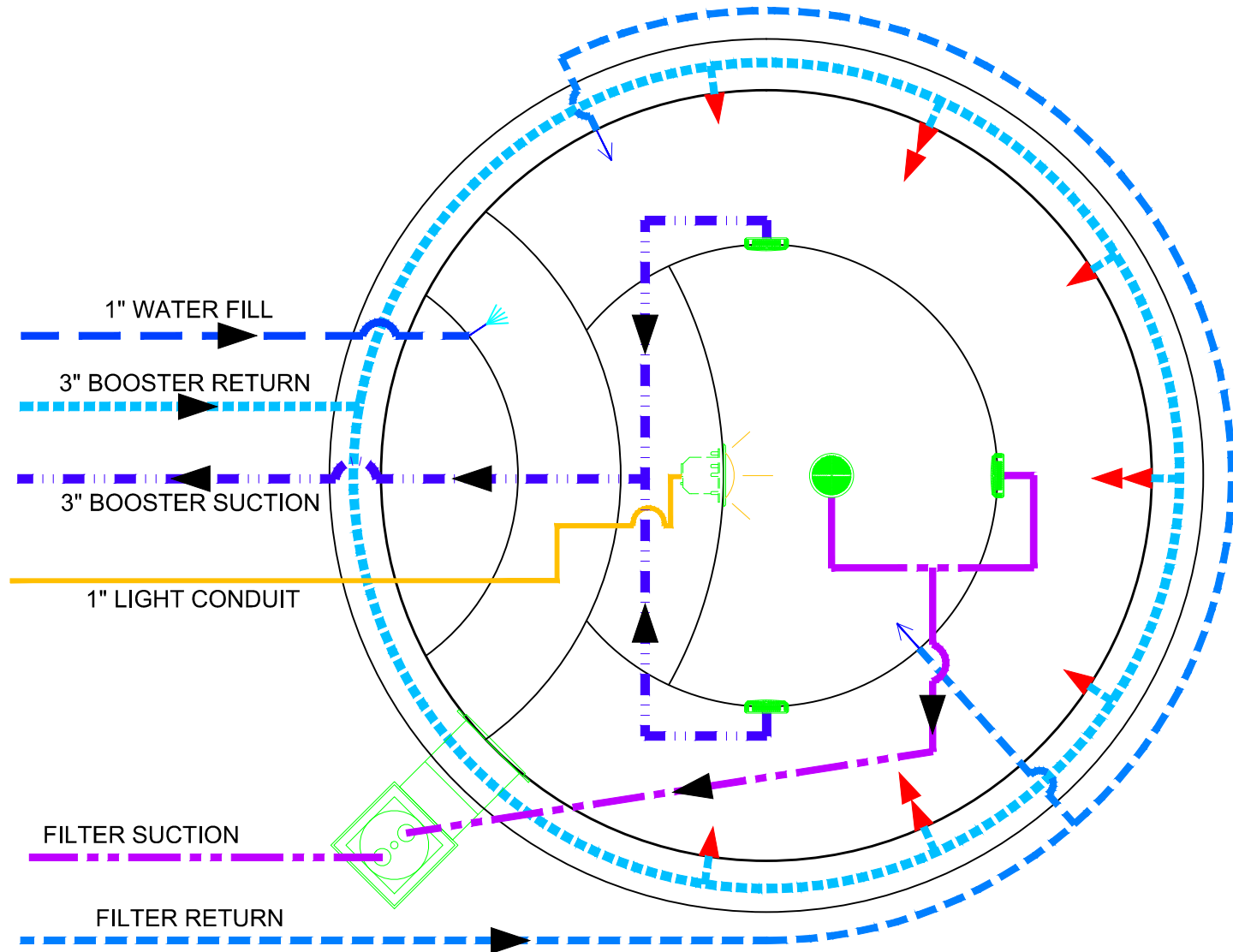
**INLET FITTINGS**

1-1/2" WALL TYPE W/ EYEBALL  
HYDROAIR #10-3500  
COMPLIES W/ ANSI CODE ASME A112.19.8-07  
UL APPROVED

**FILL**

**INLET FITTINGS**

1-1/2" WALL TYPE W/ EYEBALL  
HYDROAIR #10-3500  
COMPLIES W/ ANSI CODE ASME A112.19.8-07  
UL APPROVED



**Plumbing Configuration 1**

5/15/2012 12:44:28 PM

\*ALL DIMENSIONS SUBJECT TO 1/4" TOLERANCES\*








These drawings, concepts, and details contained herein are the original proprietary designs of NESPA ENTERPRISES, developed over many years of experience in the pool and spa industry and as such are protected by the copyright laws of the United States Government. Reproduction of any of the above without written permission to do so by NESPA ENTERPRISES, is illegal.

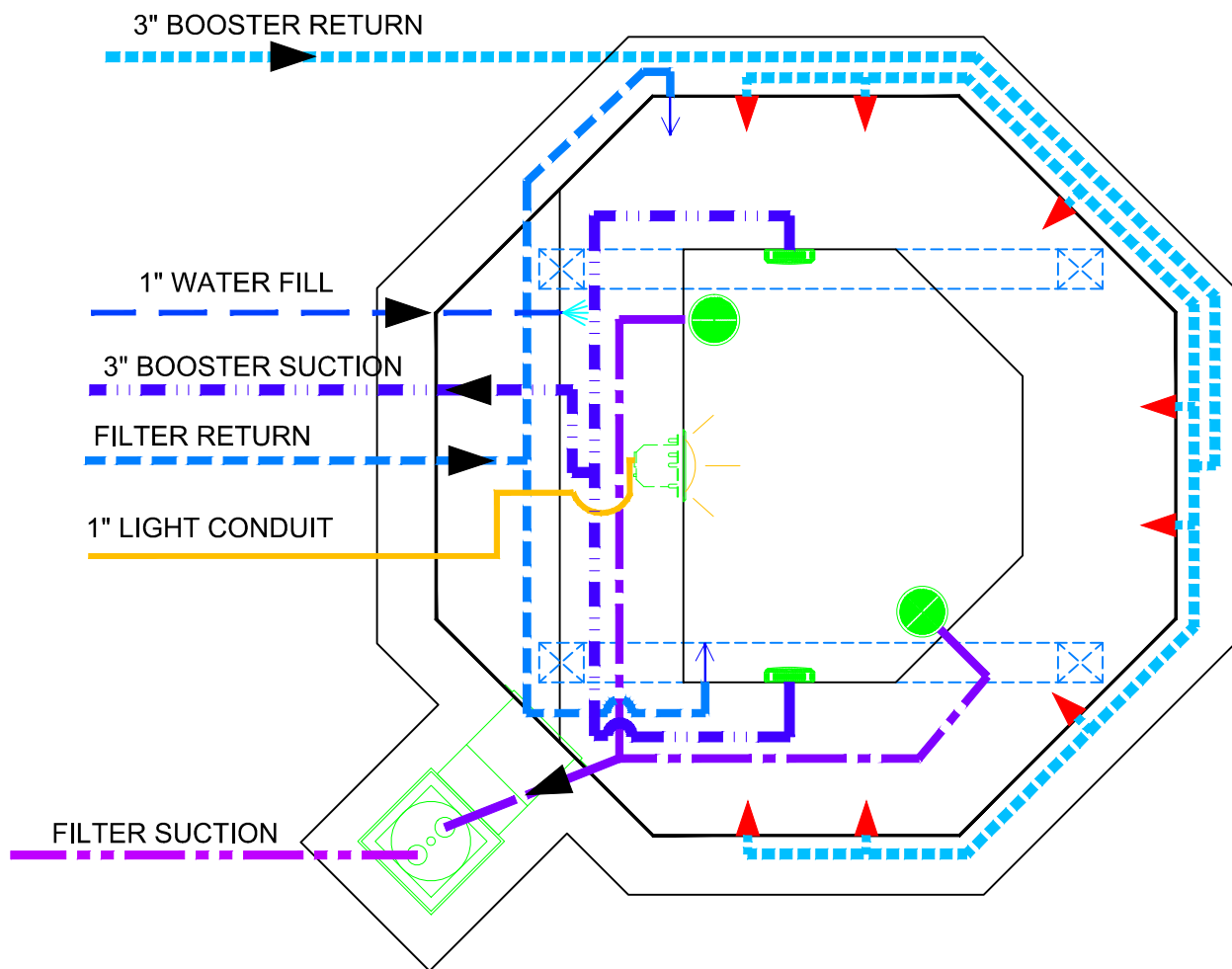
**NESPA ENTERPRISES INC.**

2800 Richter Ave. Ste. C Oroville, CA 95966  
Office: (530) 534-9910 Fax: (530) 534-9915  
E-Mail: [sales@tiledspas.com](mailto:sales@tiledspas.com) Web Site: [www.tiledspas.com](http://www.tiledspas.com)



SIZE <b>A</b>	DWG NAME <b>COMMERCIAL PLUMBING</b>	DWG TYPE <b>Round Spa</b>
SCALE <b>5/8" = 1'</b>	DATE <b>5/15/2012</b>	SHEET <b>PAGE 1 OF 2</b>

<b>LIGHT NICHE</b>	
	SPA BRIGHT, 120 V, 100 WATT, 50' CORD, U.L. APPROVED
<b>MAIN DRAIN</b>	
	Waterway SPC-3V 5" Super Hi-Flu Suction, Total Open Area = 9.02 sq in Approved Max Flow Rate: Wall = 180 GPM @ 6.42 fps V.G.B Approved Safety Drain
<b>SIDEWALL SUCTION</b>	
	Waterway SPC-3V 5" Super Hi-Flu Suction, Total Open Area = 9.02 sq in Approved Max Flow Rate: Wall = 180 GPM @ 6.42 fps V.G.B Approved Safety Drain
<b>SKIMMER</b>	
	HAYWARD SP-1084FVE SURFACE SKIMMER W/ EQUALIZER, NSF APPROVED
<b>JET</b>	
	<b>HYDRO INLETS</b> 1-1/2" WATER - 1-1/2" AIR HYDROAIR #10-5100 COMPLIES W/ ANSI CODE ASME A112.19.8-07 UL APPROVED
<b>RETURN</b>	
	<b>INLET FITTINGS</b> 1-1/2" WALL TYPE W/ EYEBALL HYDROAIR #10-3500 COMPLIES W/ ANSI CODE ASME A112.19.8-07 UL APPROVED
<b>FILL</b>	
	<b>INLET FITTINGS</b> 1-1/2" WALL TYPE W/ EYEBALL HYDROAIR #10-3500 COMPLIES W/ ANSI CODE ASME A112.19.8-07 UL APPROVED



## Plumbing Configuration 2

5/15/2012 12:44:29 PM

\*ALL DIMENSIONS SUBJECT TO 1/4" TOLERANCES\*

These drawings, concepts, and details contained herein are the original proprietary designs of NESPA ENTERPRISES, developed over many years of experience in the pool and spa industry and as such are protected by the copyright laws of the United States Government. Reproduction of any of the above without written permission to do so by NESPA ENTERPRISES, is illegal.

### NESPA ENTERPRISES INC.

2800 Richter Ave. Ste. C Oroville, CA 95966

Office: (530) 534-9910

Fax: (530) 534-9915

E-Mail: [sales@tiledspas.com](mailto:sales@tiledspas.com) Web Site: [www.tiledspas.com](http://www.tiledspas.com)



SIZE <b>A</b>	DWG NAME <b>COMMERCIAL PLUMBING</b>	DWG TYPE <b>Maxima Spa</b>
SCALE <b>5/8" = 1'</b>	DATE <b>5/15/2012</b>	SHEET <b>PAGE 2 OF 2</b>