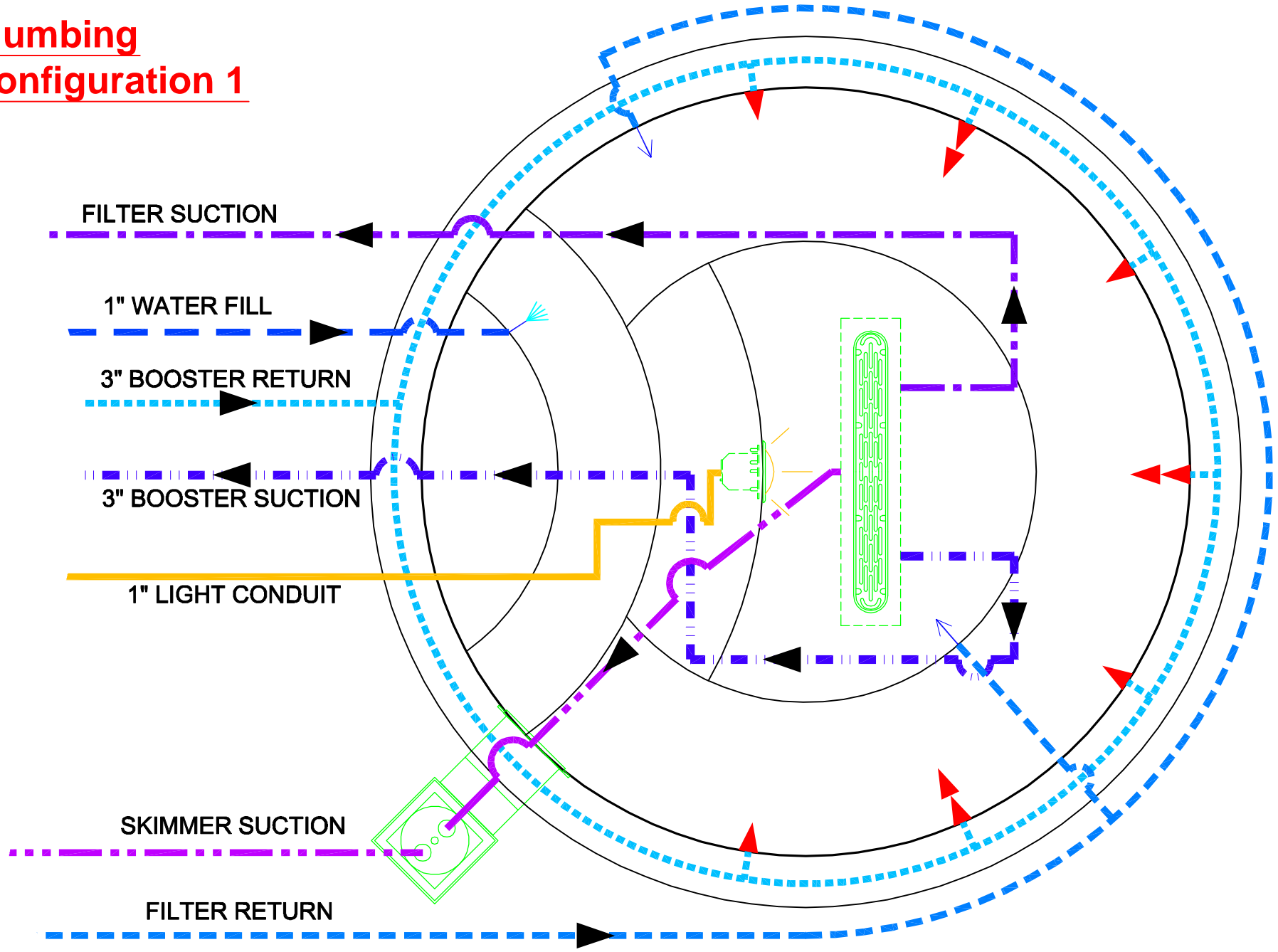


# Plumbing Configuration 1



Jan 23, 2009 – 12:50pm

\*ALL DIMENSIONS SUBJECT TO 1/4" TOLERANCES\*

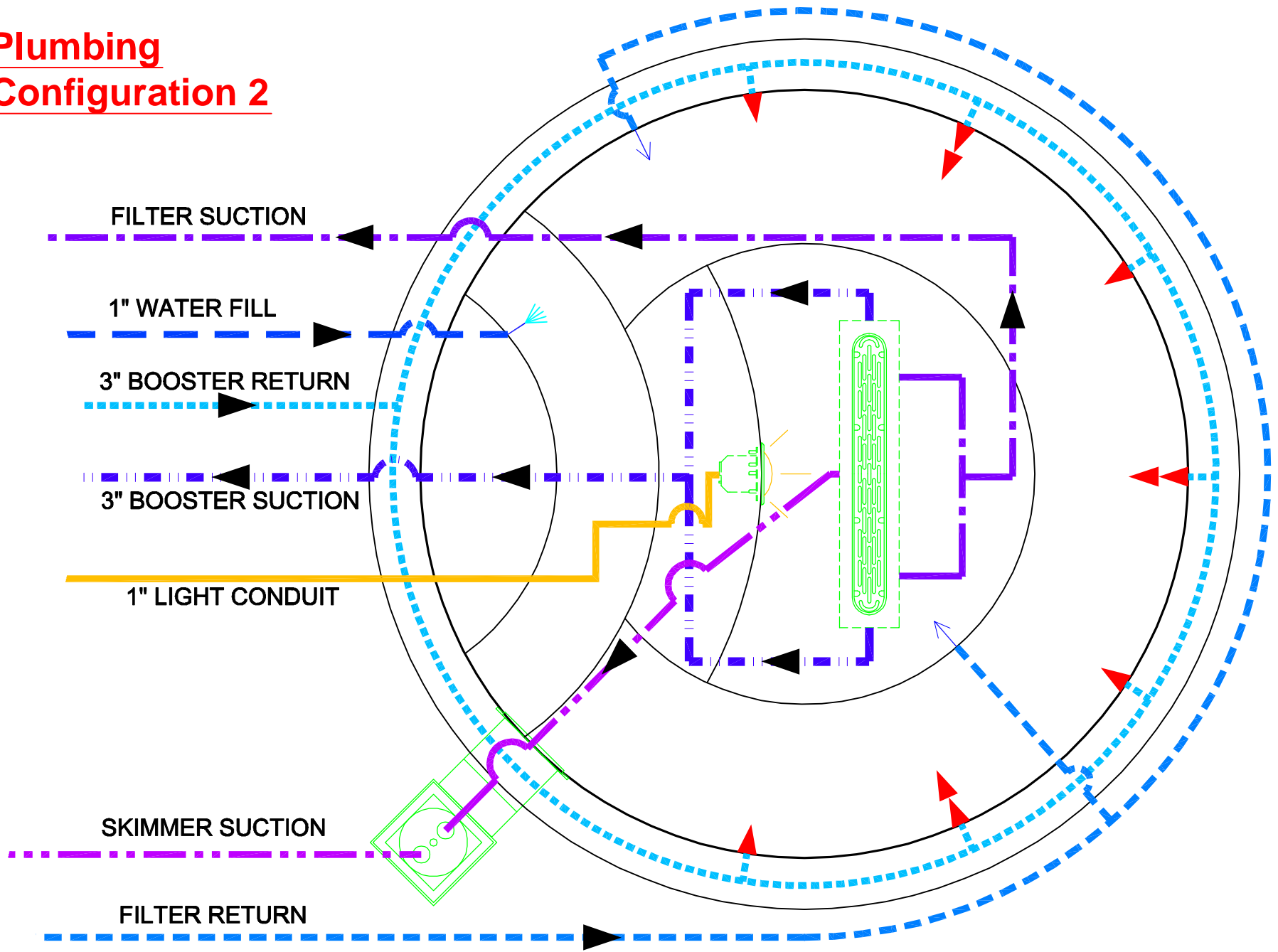
These drawings, concepts, and details contained herein are the original proprietary designs of NESPA ENTERPRISES, developed over many years of experience in the pool and spa industry and as such are protected by the copyright laws of the United States Government. Reproduction of any of the above without written permission to do so by NESPA ENTERPRISES, is illegal.

**NESPA ENTERPRISES INC.**  
 2800 Richter Ave. Ste. C Oroville, CA 95966  
 Office: (530) 534-9910 Fax: (530) 534-9915  
 E-Mail: [sales@tiledspas.com](mailto:sales@tiledspas.com) Web Site: [www.tiledspas.com](http://www.tiledspas.com)



SIZE A	DWG NAME COMMERCIAL SPA DETAILS	DWG TYPE Layout (1)
SCALE 3/4" = 1'	DATE 1/23/2009	SHEET PAGE 1 OF 4

# Plumbing Configuration 2



\*ALL DIMENSIONS SUBJECT TO 1/4" TOLERANCES\*

Jan 23, 2009 – 12:50pm

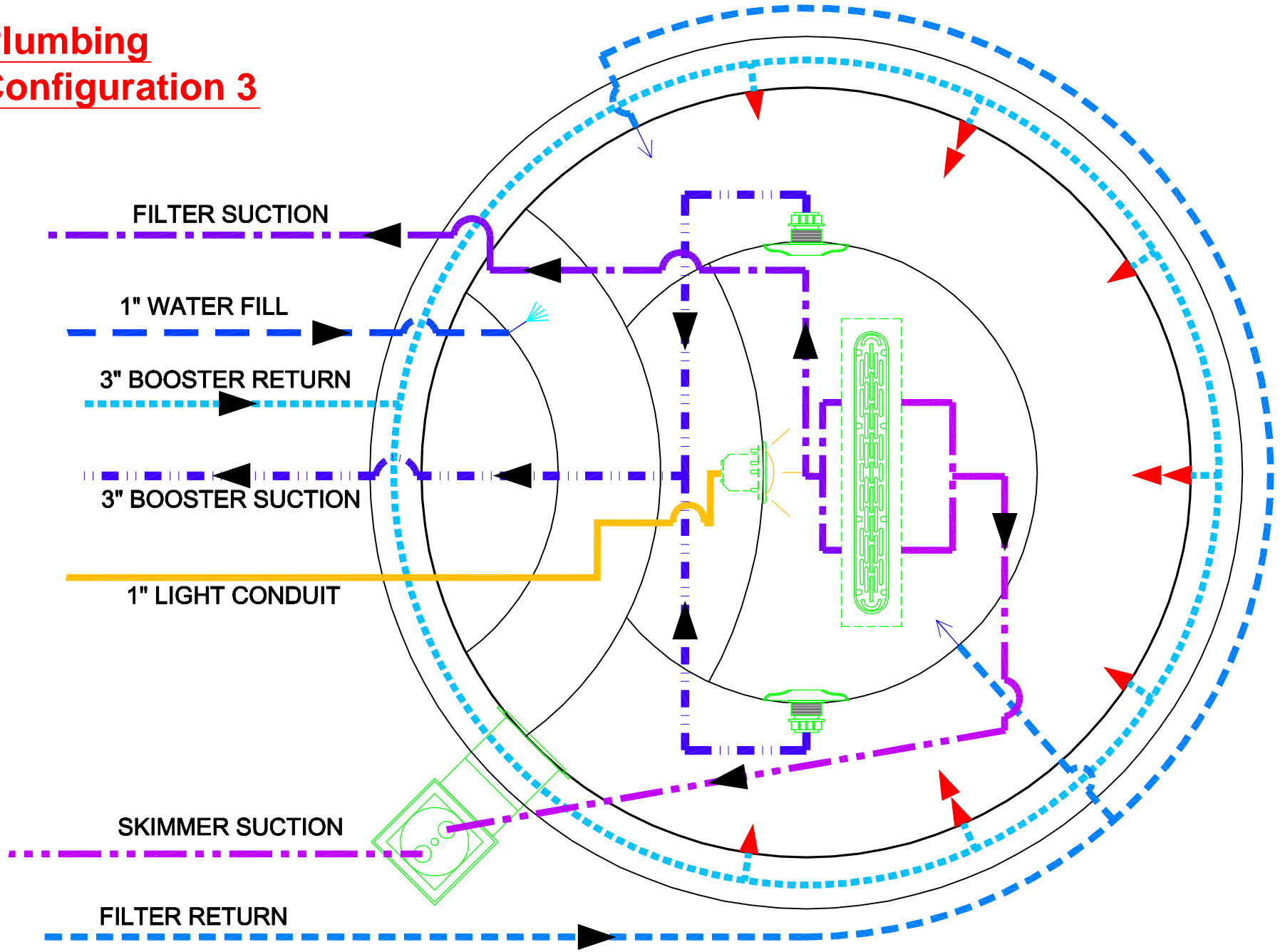
These drawings, concepts, and details contained herein are the original proprietary designs of NESPA ENTERPRISES, developed over many years of experience in the pool and spa industry and as such are protected by the copyright laws of the United States Government. Reproduction of any of the above without written permission to do so by NESPA ENTERPRISES, is illegal.

**NESPA ENTERPRISES INC.**  
 2800 Richter Ave. Ste. C Oroville, CA 95966  
 Office: (530) 534-9910 Fax: (530) 534-9915  
 E-Mail: [sales@tiledspas.com](mailto:sales@tiledspas.com) Web Site: [www.tiledspas.com](http://www.tiledspas.com)



SIZE A	DWG NAME COMMERCIAL SPA DETAILS	DWG TYPE Layout (2)
SCALE 3/4" = 1'	DATE 1/23/2009	SHEET PAGE 2 OF 4

# Plumbing Configuration 3



Jan 23, 2009 – 12:50pm

\*ALL DIMENSIONS SUBJECT TO 1/4" TOLERANCES\*

These drawings, concepts, and details contained herein are the original proprietary designs of NESPA ENTERPRISES, developed over many years of experience in the pool and spa industry and as such are protected by the copyright laws of the United States Government. Reproduction of any of the above without written permission to do so by NESPA ENTERPRISES, is illegal.

**NESPA ENTERPRISES INC.**  
 2800 Richter Ave. Ste. C Oroville, CA 95966  
 Office: (530) 534-9910 Fax: (530) 534-9915  
 E-Mail: [sales@tiledspas.com](mailto:sales@tiledspas.com) Web Site: [www.tiledspas.com](http://www.tiledspas.com)

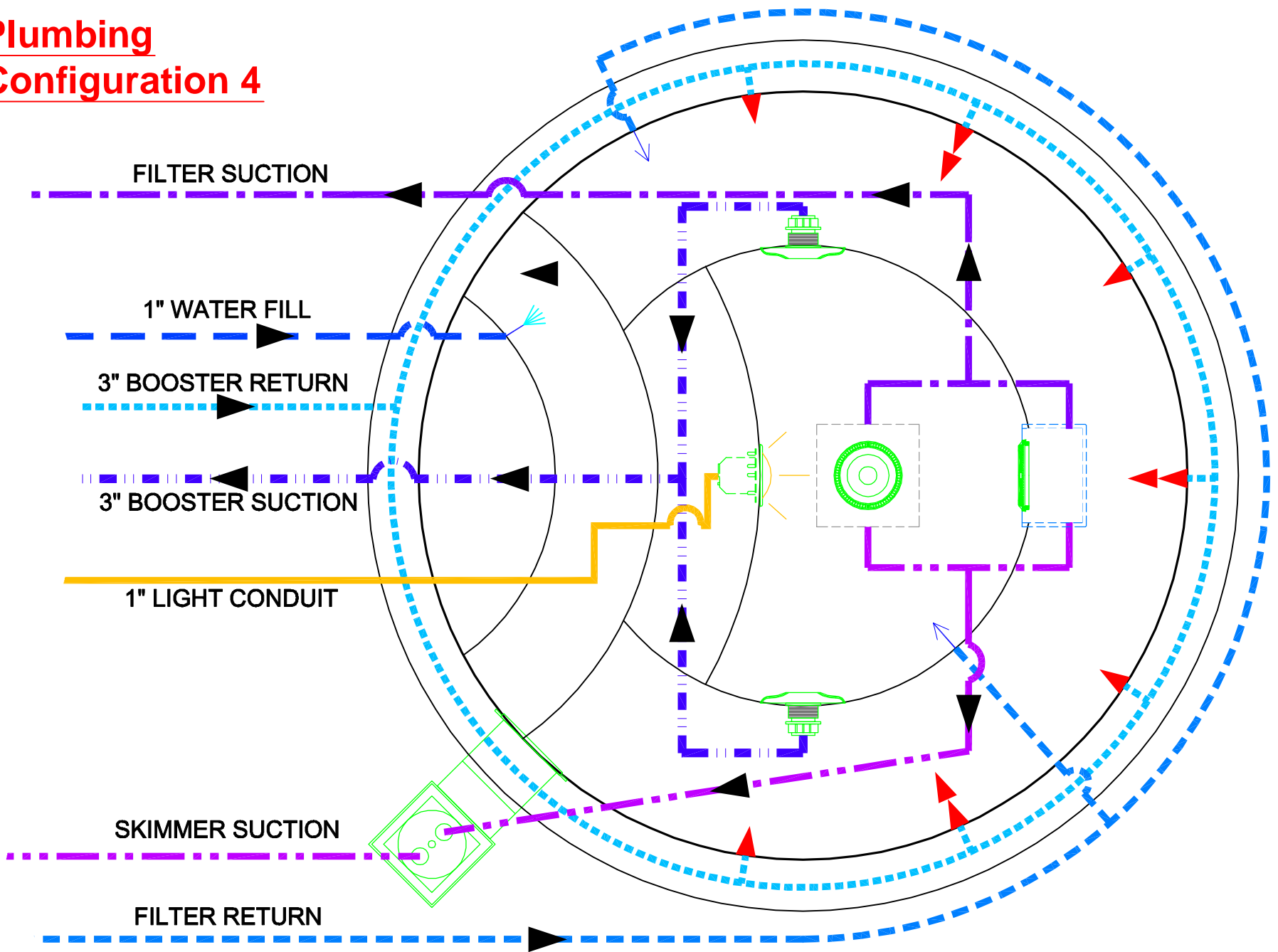


SIZE A	DWG NAME COMMERCIAL SPA DETAILS
-----------	------------------------------------

DWG TYPE Layout (3)
------------------------

SCALE 3/4" = 1'	DATE 1/23/2009	SHEET	PAGE 3 OF 4
-----------------	----------------	-------	-------------

# Plumbing Configuration 4



\*ALL DIMENSIONS SUBJECT TO 1/4" TOLERANCES\*

Jan 23, 2009 - 12:50pm

These drawings, concepts, and details contained herein are the original proprietary designs of NESPA ENTERPRISES, developed over many years of experience in the pool and spa industry and as such are protected by the copyright laws of the United States Government. Reproduction of any of the above without written permission to do so by NESPA ENTERPRISES, is illegal.

**NESPA ENTERPRISES INC.**  
 2800 Richter Ave. Ste. C Oroville, CA 95966  
 Office: (530) 534-9910 Fax: (530) 534-9915  
 E-Mail: [sales@tiledspas.com](mailto:sales@tiledspas.com) Web Site: [www.tiledspas.com](http://www.tiledspas.com)



SIZE <b>A</b>	DWG NAME <b>COMMERCIAL SPA DETAILS</b>	DWG TYPE <b>Layout (4)</b>
SCALE <b>3/4" = 1'</b>	DATE <b>1/23/2009</b>	SHEET <b>PAGE 4 OF 4</b>