










SPECIFICATIONS	
DRY WEIGHT:	1900 LBS.
TOTAL WEIGHT:	7575 LBS.
WATER:	680.7 GAL.
VOLUME:	91 Cu.Ft.
WEIGHT:	5675 LBS.
SURFACE AREA:	40.0 SQ. FT.
IAPMO#:	1138
FDA#:	2030305

CORSICA

ALL TILED SPA - Fits 4 Adults

SKID SUPPORT STRUCTURE* BONDED TO SPA	
	*SKIDS SUPPLIED BY NESPA
LIGHT NICHE	
	SPA BRIGHT, 120 V, 100 WATT, 50' CORD, U.L. APPROVED
MAIN DRAIN	
	AquaStar 32CDFLR, 32" Channel Drain, Approved Max Flow Rate: Floor = 236 GPM @ 3.4 fps Wall = 136 GPM @ 1.9 fps V.G.B Approved Safety Drain
SIDEWALL SUCTION	
	AquaStar 8AV, 8" Dia Frame, Approved Max Flow Rate: Floor = 98 GPM @ 3.2 fps Wall = 70 GPM @ 2.6 fps 8.8 Sq In - Open Area V.G.B Approved Safety Drain
EQUALIZER	
	5" HIGH FLOW SUCTIONS Waterway 640-357xV Super Hi-Flo Suction Assy. Max Flow 180 GPM Complies w/ ANSI Code ASME A112.19.8-2007 & VGB 2008
SKIMMER	
	HAYWARD SP-1084FVE SURFACE SKIMMER W/ EQUALIZER, NSF APPROVED
JET	
	HYDRO INLETS 1-1/2" WATER - 1-1/2" AIR HYDROAIR #10-5100 COMPLIES W/ ANSI CODE ASME A112.19.8-07 UL APPROVED
RETURN	
	INLET FITTINGS 1-1/2" WALL TYPE W/ EYEBALL HYDROAIR #10-3500 COMPLIES W/ ANSI CODE ASME A112.19.8-07 UL APPROVED
FILL	
	INLET FITTINGS 1-1/2" WALL TYPE W/ EYEBALL HYDROAIR #10-3500 COMPLIES W/ ANSI CODE ASME A112.19.8-07 UL APPROVED

