









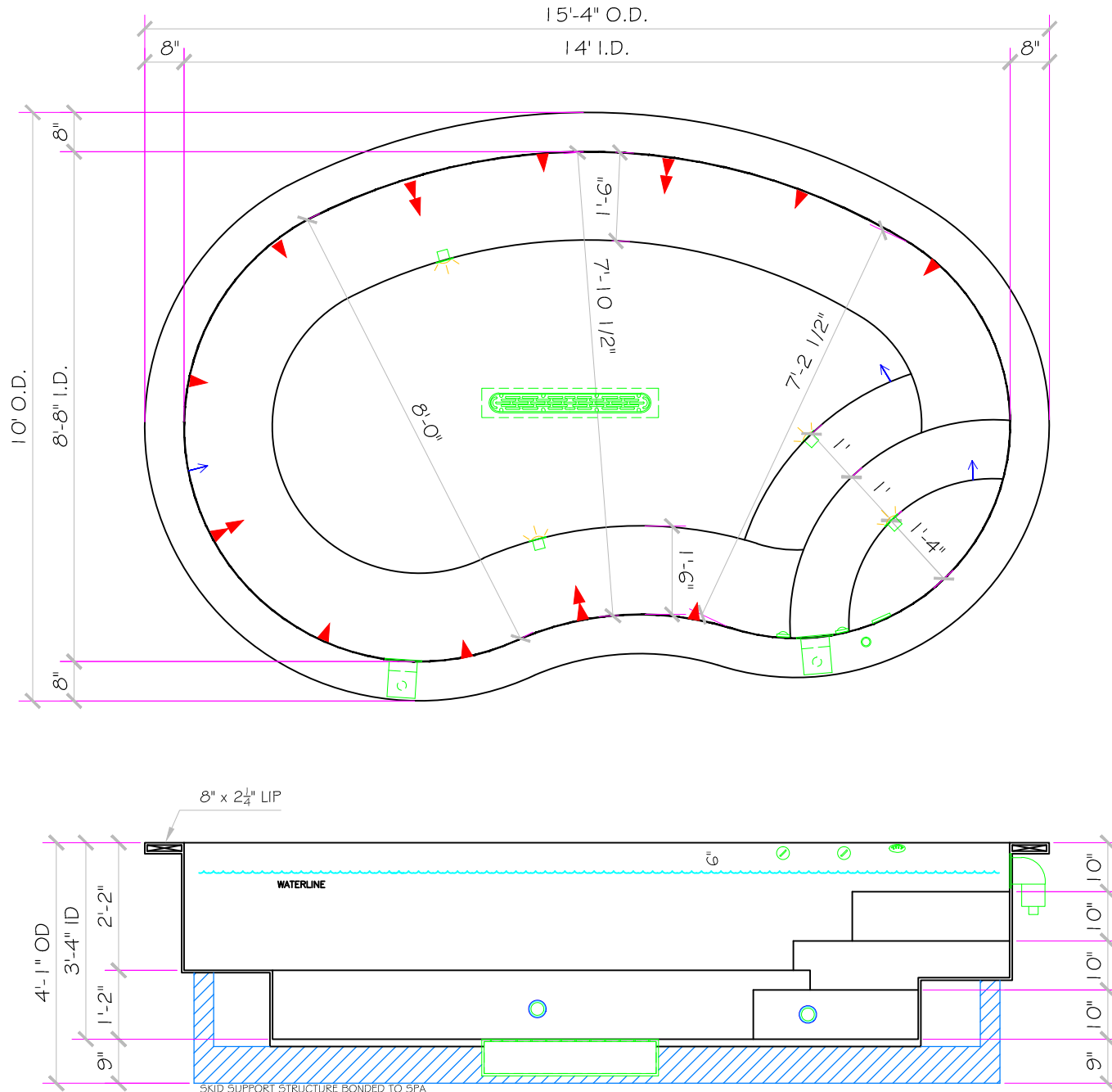


SPECIFICATIONS	
DRY WEIGHT:	3750 LBS.
TOTAL WEIGHT:	19652 LBS.
WATER:	1907.4 GAL.
VOLUME:	255 Cu.Ft.
WEIGHT:	15902 LBS.
SURFACE AREA:	97 SQ. FT.
IAPMO#:	1138
FDA#:	2030305

<b>SKID SUPPORT STRUCTURE* BONDED TO SPA</b>  <small>*SKIDS SUPPLIED BY NESPA</small>	
<b>LIGHT NICHE</b>  Low Voltage, 12 V, U.L. APPROVED	
<b>SKIMMER</b>  FRONT ACCESS SKIMMER, NSF APPROVED	
<b>MAIN DRAIN</b>  AQUASTAR, 32" Channel Drain, Approved Max Flow Rate: Floor = 316GPM, Wall = 208GPM Meets Or Exceeds Current ASME/ANSI A112.19.8 2007 National Standards	
<b>EQUALIZER</b>  4" EQUALIZER HydroAir #10-6704 w/ 10-6706 cover 5.0 SQ. IN. OPEN AREA Max Flow: 31 GPM @ 27psi COMPLIES W/ ANSI CODE ASME A112.19.8-07 U.L. APPROVED	
<b>SUCTION</b>  5" HIGH FLOW SUCTIONS WATERWAY #640-3850 8.39 SQ. IN. OPEN AREA 208 GPM AT 1.5 FT/SEC COMPLIES W/ ANSI CODE A112.19 U.L. APPROVED	
<b>JET</b>  HYDRO INLETS 1-1/2" WATER - 1-1/2" AIR HYDROAIR #10-5100 COMPLIES W/ ANSI CODE ASME A112.19.8-07 U.L. APPROVED	
<b>RETURN</b>  INLET FITTINGS 1-1/2" WALL TYPE W/ EYEBALL HYDROAIR #10-3500 COMPLIES W/ ANSI CODE ASME A112.19.8-07 U.L. APPROVED	
<b>FILL</b>  INLET FITTINGS 1-1/2" WALL TYPE W/ EYEBALL HYDROAIR #10-3500 COMPLIES W/ ANSI CODE ASME A112.19.8-07 U.L. APPROVED	



\*ALL DIMENSIONS SUBJECT TO 1/4" TOLERANCES\*

These drawings, concepts, and details contained herein are the original proprietary designs of NESPA ENTERPRISES, developed over many years of experience in the pool and spa industry and as such are protected by the copyright laws of the United States Government. Reproduction of any of the above without written permission to do so by NESPA ENTERPRISES, is illegal.

## NESPA ENTERPRISES INC.

2800 Richter Ave. Ste. C Oroville, CA 95966

Office: (530) 534-9910

Fax: (530) 534-9915

E-Mail: [sales@tiledspas.com](mailto:sales@tiledspas.com) Web Site: [www.tiledspas.com](http://www.tiledspas.com)



SIZE  
A

DWG NAME

JUNG 14\_KIDNEY

DWG TYPE

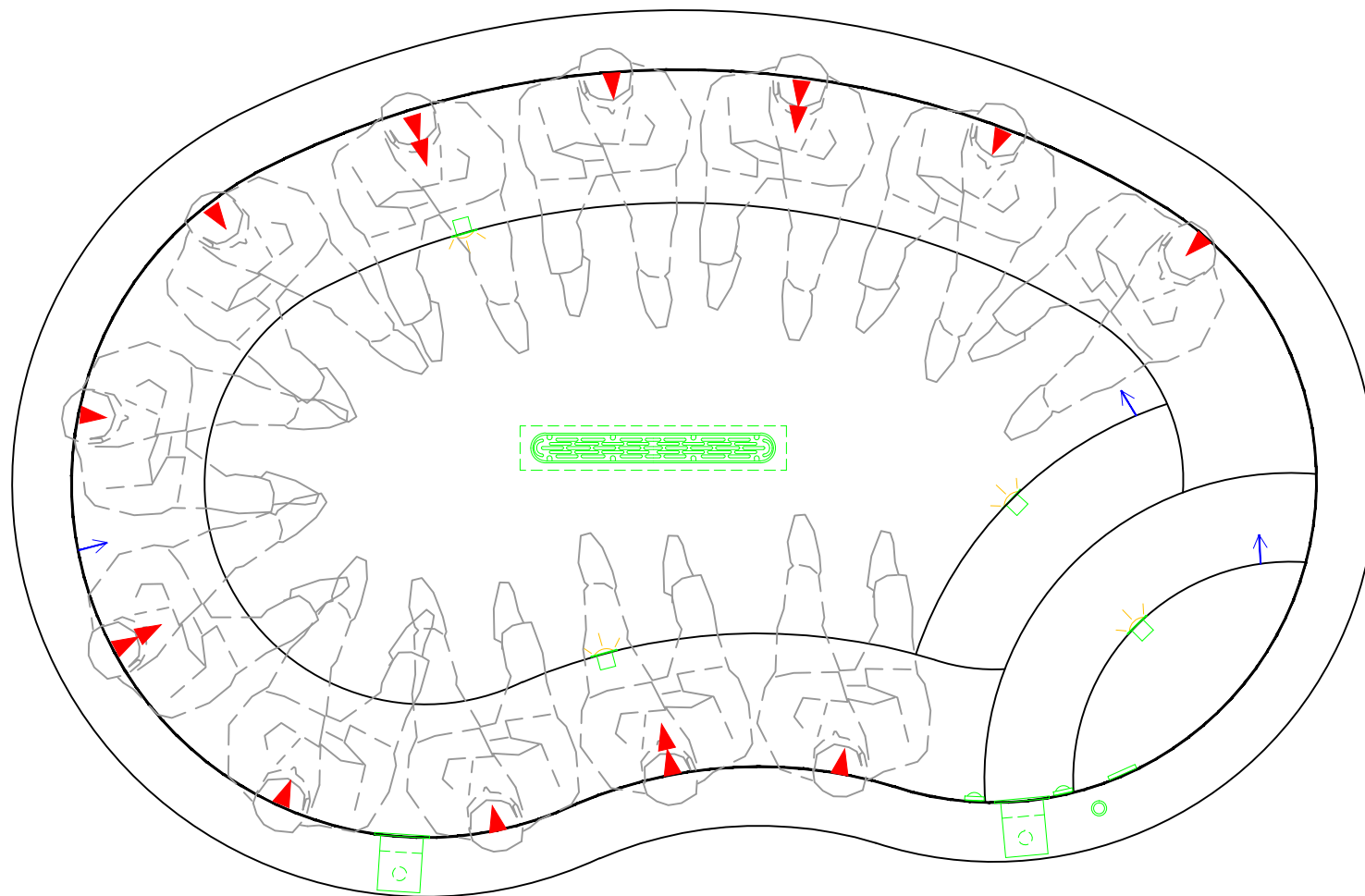
SD 5

SCALE 3/8" = 1'

DATE 12/22/2008

SHEET

PAGE 1 OF 4



\*ALL DIMENSIONS SUBJECT TO 1/4" TOLERANCES\*

These drawings, concepts, and details contained herein are the original proprietary designs of NESPA ENTERPRISES, developed over many years of experience in the pool and spa industry and as such are protected by the copyright laws of the United States Government. Reproduction of any of the above without written permission to do so by NESPA ENTERPRISES, is illegal.

# **NESPA ENTERPRISES INC.**

2800 Richter Ave. Ste. C Oroville, CA 95966

Office: (530) 534-9910

Fax: (530) 534-9915

E-Mail: [sales@tiledspas.com](mailto:sales@tiledspas.com) Web Site: [www.tiledspas.com](http://www.tiledspas.com)



SIZE  
A

DWG NAME

JUNG 14\_KIDNEY

DWG TYPE

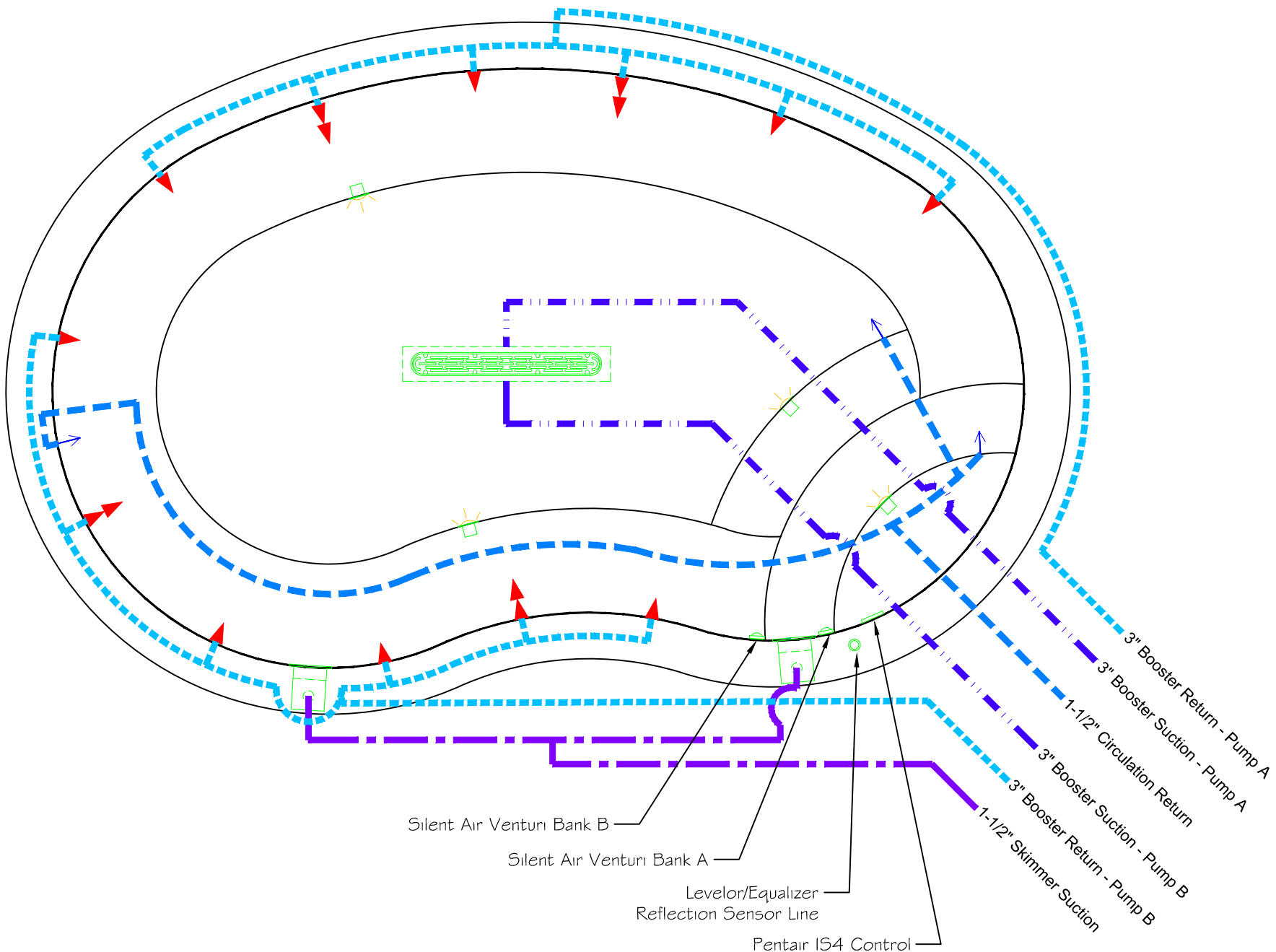
Spa Layout

SCALE 1/2" = 1'

DATE 12/22/2008

SHEET

PAGE 2 OF 4



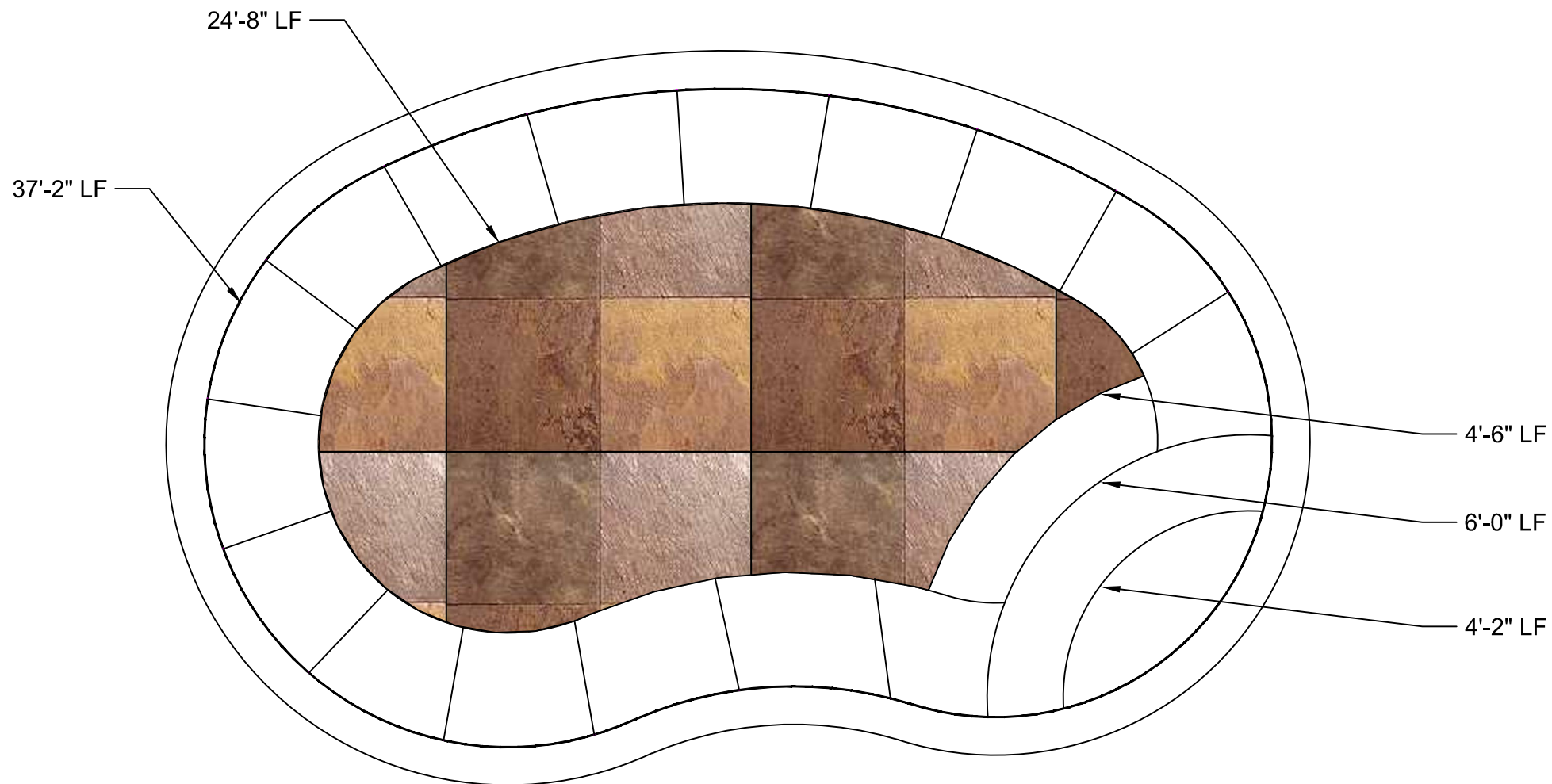
\*ALL DIMENSIONS SUBJECT TO 1/4" TOLERANCES\*

These drawings, concepts, and details contained herein are the original proprietary designs of NESPA ENTERPRISES, developed over many years of experience in the pool and spa industry and as such are protected by the copyright laws of the United States Government. Reproduction of any of the above without written permission to do so by NESPA ENTERPRISES, is illegal.

**NESPA ENTERPRISES INC.**  
 2800 Richter Ave. Ste. C Oroville, CA 95966  
 Office: (530) 534-9910 Fax: (530) 534-9915  
 E-Mail: [sales@tiledspas.com](mailto:sales@tiledspas.com) Web Site: [www.tiledspas.com](http://www.tiledspas.com)




SIZE A	DWG NAME JUNG 14_KIDNEY	DWG TYPE Plumbing
SCALE 1/2" = 1'	DATE 12/22/2008	SHEET PAGE 3 OF 4



SCALE 1/2" = 1'

PLOT TIME

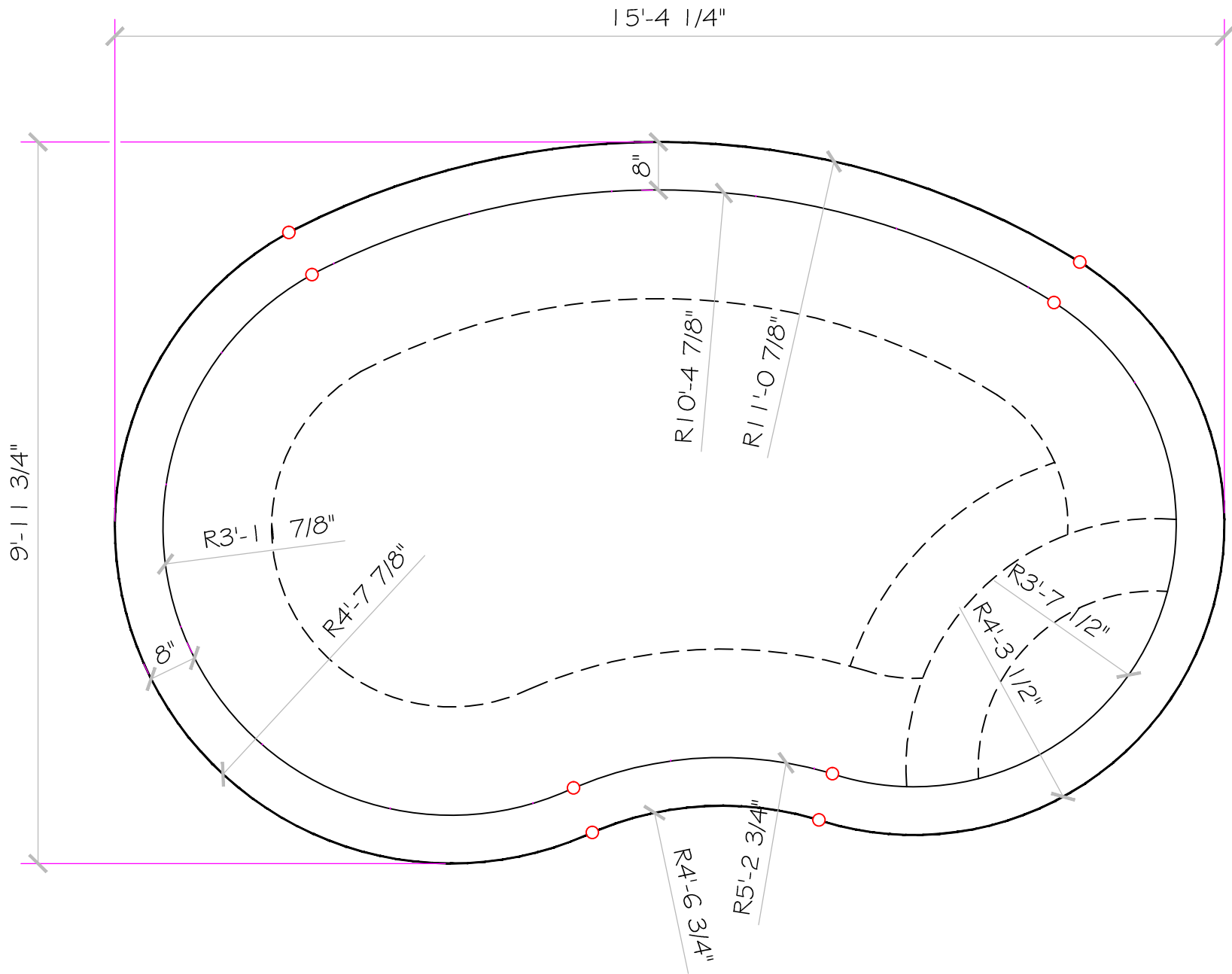


DWG NAME

JUNG 14\_KIDNEY

DWG TYPE

Tile



SCALE 1/2" = 1'

PLOT TIME




DWG NAME

JUNG 14\_KIDNEY

DWG TYPE


8 In Lip





SCALE 59/64" = 1'

PLOT TIME



DWG NAME

JUNG 14\_KIDNEY

DWG TYPE

Plumbing ID