

NESPA ENTERPRISES INC.

2800 Richter Ave. Suite C
 Oroville, CA 95966
 Office: (530) 534-9910 Fax: (530) 534-9915
 E-Mail: sales@tiledspas.com www.tiledspas.com

20' RENAISSANCE





SCALE: 3/8" = 1'-0"

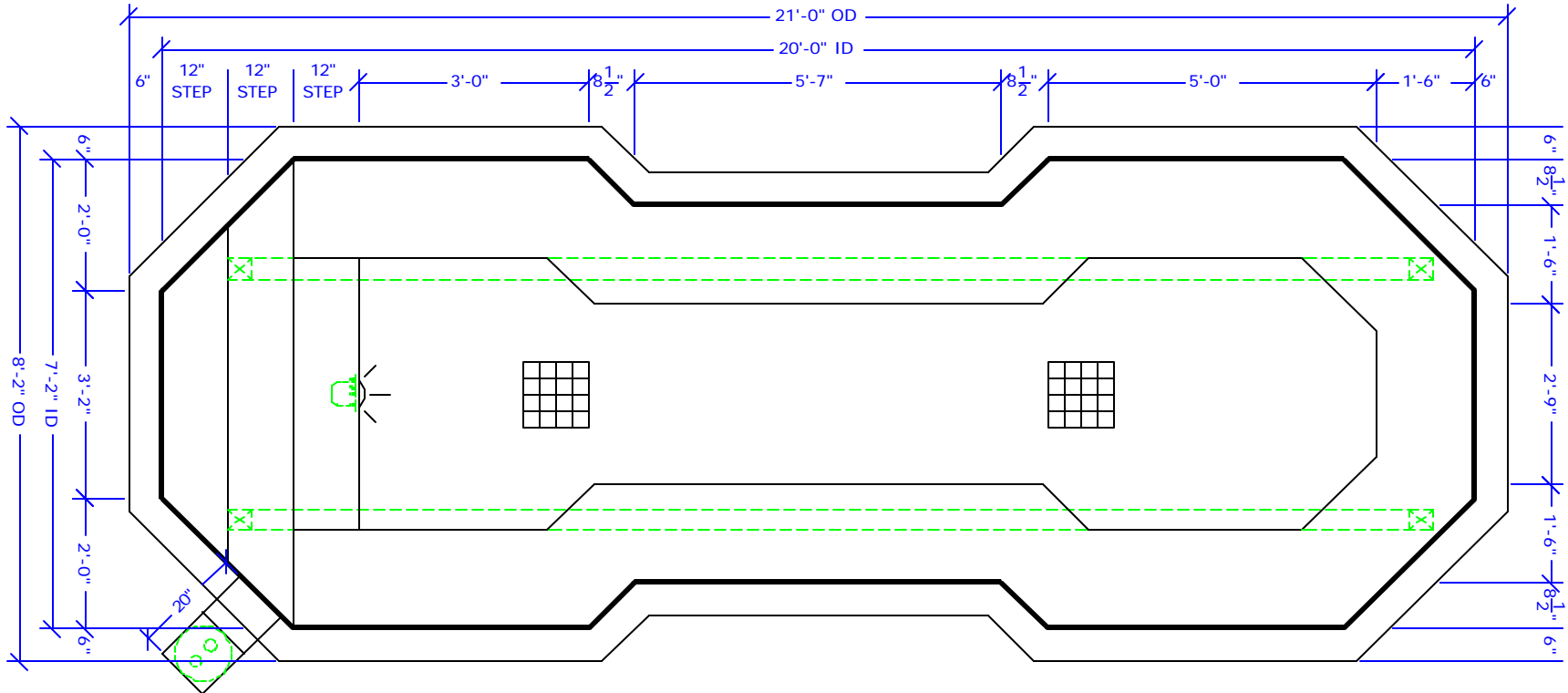
DATE: 6/1/01

JOB :

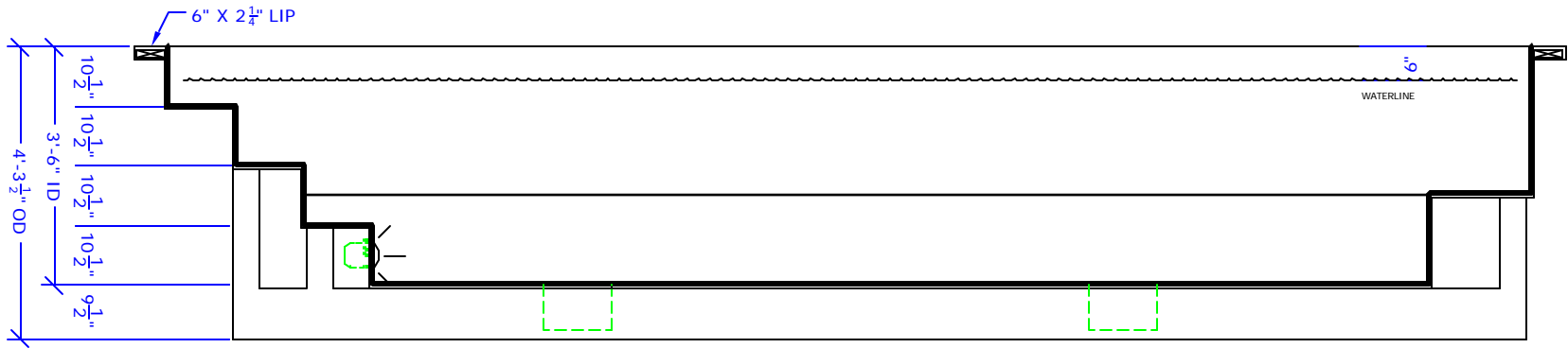
COMMERCIAL

ALL DIMENSIONS SUBJECT TO 1/4" TOLERANCES

-  SKID SUPPORT STRUCTURE
-  MAIN DRAIN
12" X 12"
-  LIGHT NICHE
-  HAYWARD SKIMMER
NSF APPROVED



SPECIFICATIONS
 DRY WEIGHT: 2300 lbs.
 WET WEIGHT: 23,420 lbs.
 IAPMO#: 1138
 WATER: 2636 GALLONS
 SURFACE AREA: 127 sq.ft.
 FDA#: 2030305
 SPECS BASED ON FULLE TUB



These drawings, concepts, and details contained herein are the original proprietary designs of NESPA ENTERPRISES, developed over many years of experience in the pool and spa industry and as such are protected by the copyright laws of the United States Government. Reproduction of any of the above without written permission to do so by NESPA ENTERPRISES, is illegal.